

RAJA BAHADUR INTERNATIONAL LIMITED



98<sup>th</sup> Annual Report and Accounts  
2023-2024



## **RAJA BAHADUR INTERNATIONAL LIMITED**

### **BOARD OF DIRECTORS**

MR. SHRIDHAR PITTIE (DIN: 00562400)	Chairman & Managing Director
MR. NAYANKUMAR C. MIRANI (DIN: 00045197)	Independent Director
MR. MOHAN V. TANKSALE (DIN: 02971181)	Independent Director
MR. SANDEEP G. GOKHALE (DIN: 00693885)	Independent Director
MRS. RANJANA KAUL (DIN: 07122917)	Independent Director

### **CHIEF FINANCIAL OFFICER**

MR. S.K.JHUNJHUNWALA

### **COMPANY SECRETARY & COMPLIANCE OFFICER**

MR. AKASH JOSHI

### **AUDITORS**

JAIN P.C. & ASSOCIATES  
Chartered Accountants

### **SECRETARIAL AUDITORS**

PARIKH & ASSOCIATES  
Company Secretaries

### **REGISTERED OFFICE**

HAMAM HOUSE, 3<sup>RD</sup> FLOOR,  
AMBALAL DOSHI MARG, FORT,  
MUMBAI - 400001, INDIA.  
CIN: L17120MH1926PLC001273  
Tel no.: 022-22654278  
Email: rajabahadur@gmail.com / investor@rajabahadur.com  
Website: www.rajabahadur.com

### **REGISTRAR & SHARE TRANSFER AGENT**

SATELLITE CORPORATE SERVICES PVT.LTD.  
OFFICE NO.106 & 107, DATTANI PLAZA,  
EAST WEST COMPOUND,  
ANDHERI KURLA ROAD,  
SAKINAKA - MUMBAI - 400072  
Tel no.: 022-28520461/462  
Email: service@satellitecorporate.com  
Website: www.satellitecorporate.com

<b>Contents</b>
-----------------

<b>Sr.No.</b>	<b>Particulars</b>	<b>Page Nos.</b>
1.	Notice	1-16
2.	Annexure to Notice	17-21
3.	Board's Report	22-43
4.	Independent Auditors Report (Standalone)	44-50
5.	Annexure to the Auditors' Report (Standalone)	51-58
6.	Balance Sheet (Standalone)	59
7.	Statement of Profit & Loss (Standalone)	60
8.	Cash Flow Statement (Standalone)	61
9.	Notes (Standalone)	62-89
10.	Independent Auditors Report (Consolidated)	90-96
11.	Annexure to the Auditors' Report (Consolidated)	97-99
12.	Balance Sheet (Consolidated)	100
13.	Statement of Profit & Loss (Consolidated)	101
14.	Cash Flow Statement (Consolidated)	102
15.	Notes (Consolidated)	103-130



**RAJA BAHADUR INTERNATIONAL LIMITED**

**CIN No.: L17120MH1926PLC001273**

**Regd. Office:** Hamam House, 3<sup>rd</sup> Floor, Ambalal Doshi Marg, Fort, Mumbai - 400001.

**Tel No.: 022 22654278**

**Email ID:** investor@rajabahadur.com, **website:** www.rajabahadur.com

---

**NOTICE**

**NOTICE** is hereby given that the 98<sup>th</sup> Annual General Meeting (AGM) of the Members of Raja Bahadur International Limited will be held through Video Conferencing ('VC')/Other Audio-Visual Means ('OAVM') on Monday, September 30, 2024 at 3.30 p.m. (IST) to transact the following business:-

**ORDINARY BUSINESS:**

1. To receive, consider and adopt the audited (Standalone & Consolidated) Financial Statements of the Company for the Financial Year ended March 31, 2024 together with the Reports of the Board of Directors and the Auditors thereon.
2. To appoint a Director in place of Shridhar Pittie (DIN: 00562400), who retires by rotation and is eligible for re-appointment.

**SPECIAL BUSINESS:**

3. Rectification in remuneration of Mr. Shridhar Pittie (DIN: 00562400) Chairman and Managing Director of the Company:

To consider and if thought fit, to pass, the following resolution as a **Special Resolution:**

**"RESOLVED THAT** pursuant to Sections 197 and other applicable provisions, if any, read with Schedule V of the Companies Act, 2013 the approval of the Members of the Company be and is hereby accorded for revision in remuneration of Mr. Shridhar Pittie (DIN: 00562400), Chairman & Managing Director of the Company w.e.f. 1<sup>st</sup> July, 2024 for the residual tenure of his appointment, as set out in the explanatory statement annexed to this notice,

**RESOLVED FURTHER THAT** the Board of Directors be and is hereby authorized to and to alter / vary from time to time the terms and conditions of his appointment including remuneration within the maximum limits prescribed in Section I of Part II of Schedule V of the said Act in case the Company has adequate profits during the tenure of his appointment as Managing Director."



**RESOLVED FURTHER THAT** the Board be and is hereby authorised to do all such acts, deeds, matters and things as may be necessary, proper, expedient or desirable to give effect to this resolution."

By order of the Board  
For **Raja Bahadur International Limited**

**Akash Joshi**  
**Company Secretary**  
**Membership No:- A40356**

**Place:** Mumbai  
**Date:** May 28, 2024

**Regd. Office:** Hamam House, 3<sup>rd</sup> Floor,  
Ambalal Doshi Marg, Fort,  
Mumbai - 400 001  
**CIN :** L17120MH1926PLC001273

**NOTES:**

1. The Ministry of Corporate Affairs ('MCA') has vide its General Circular dated April 8, 2020 and April 13, 2020, January 13, 2021, December 08, 2021, December 14, 2021, May 05, 2022, December 28, 2022 and subsequent circulars issued in this regard, the latest being 09/2023 dated September 25, 2023 (collectively referred to as 'MCA Circulars') permitted the holding of the Annual General Meeting ('AGM') through Video Conferencing ('VC') facility or other audio visual means ('OAVM'), without the physical presence of the Members at a common venue. Further, the Securities and Exchange Board of India ('SEBI') vide its Circulars dated May 12, 2020, January 15, 2021, December 22, 2021, May 13, 2022, January 5, 2023 and October 7, 2023 ('SEBI Circulars') has also granted certain relaxations. In compliance with the provisions of the Companies Act, 2013 ('Act'), Securities and Exchange Board of India (Listing Obligations and Disclosure Requirements) Regulations, 2015 ('Listing Regulations') and MCA Circulars and SEBI Circulars, the AGM of the Company is being held through VC/OAVM on Monday, September 30, 2024 at 3.30 p.m. (IST). The registered office of the Company shall be deemed to be the venue for the AGM.
2. The relative Explanatory Statement pursuant to Section 102 of the Companies Act, 2013, which sets out details relating to business for item no. 3 and the relevant details as required under Regulation 36(3) of SEBI (Listing Obligations and Disclosure Requirements) Regulations, 2015 ("SEBI Listing Regulations") and Secretarial Standard on General Meetings issued by the Institute of Company Secretaries of India, of the person seeking appointment/ reappointment as Director under Item No. 2 is annexed hereto.
3. Pursuant to the provisions of the Act, a Member entitled to attend and vote at the AGM is entitled to appoint a proxy to attend and vote on his/her behalf and the proxy need not be a Member of the Company. However, the Body Corporates are entitled to appoint authorised representatives to attend the AGM through VC/OAVM and participate there at and cast their votes through e-voting. Since this AGM is being held pursuant to the MCA Circulars through VC/OAVM, physical attendance of Members has been dispensed with. Accordingly, the facility for appointment of proxy(ies) by the Members will not be available for the AGM and hence the Proxy Form, Attendance Slip and route map of AGM are not annexed to this Notice.
4. The Members can join the AGM in the VC/OAVM mode 15 minutes before and after the scheduled time of the commencement of the Meeting by following the procedure mentioned in the Notice. The facility of participation at the AGM through VC/OAVM will be made available for 1000 members on first come first served basis. This will not include large Shareholders (Shareholders holding 2% or more shareholding), Promoters, Institutional Investors, Directors, Key

Managerial Personnel, the Chairpersons of the Audit Committee, Nomination and Remuneration Committee and Stakeholders Relationship Committee, Auditors etc. who are allowed to attend the AGM without restriction on account of first come first served basis.

5. The attendance of the Members attending the AGM through VC/OAVM will be counted for the purpose of reckoning the quorum under Section 103 of the Companies Act, 2013.
6. Pursuant to the provisions of Section 108 of the Companies Act, 2013 read with Rule 20 of the Companies (Management and Administration) Rules, 2014 (as amended) and Regulation 44 of SEBI (Listing Obligations & Disclosure Requirements) Regulations 2015 (as amended), and the Circulars issued by the Ministry of Corporate Affairs dated April 08, 2020, April 13, 2020 and May 05, 2020 the Company is providing facility of remote e-Voting to its Members in respect of the business to be transacted at the AGM. For this purpose, the Company has entered into an agreement with National Securities Depository Limited (NSDL) for facilitating voting through electronic means, as the authorized agency. The facility of casting votes by a member using remote e-Voting system as well as voting on the day of the AGM will be provided by NSDL.
7. In line with the Ministry of Corporate Affairs (MCA) Circular No. 17/2020 dated April 13, 2020 and Circular No. 20/2020 dated May 05, 2020 and the Notice calling the AGM has been uploaded on the website of the Company at [www.rajabahadur.com](http://www.rajabahadur.com). The Notice can also be accessed from the websites of the Stock Exchange i.e. BSE Limited and at [www.bseindia.com](http://www.bseindia.com) respectively and the AGM Notice is also available on the website of NSDL (agency for providing the Remote e-Voting facility) i.e. [www.evoting.nsdl.com](http://www.evoting.nsdl.com).
8. The Securities and Exchange Board of India (SEBI) has mandated the submission of Permanent Account Number (PAN) by every participant in the securities market. Members holding shares in electronic form are, accordingly, requested to submit their PAN to the Depository Participants with whom they maintain their demat accounts. Members holding shares in physical form should submit their PAN to the Company.
9. As per amended Regulation 40 of SEBI Listing Regulations securities of listed companies can be transferred only in dematerialized form with effect from, April 1, 2019, except in case of request received for transmission or transposition and re-lodged transfers of securities. Further, SEBI vide its circular dated September 7, 2020 and December 2, 2020 fixed March 31, 2021 as the cut-off date for re-lodgement of transfer deeds and the shares that are re-lodged for transfer shall be issued only in demat mode. In view of this and to eliminate all risks associated with physical shares and for ease of portfolio management, members holding shares in physical form are requested to consider converting their holdings to dematerialized form. Members can contact the Company or



Company's Registrars and Transfer Agents, M/s Satellite Corporate Services Private Limited for assistance in this regard.

SEBI vide circular dated 3<sup>rd</sup> November 2021 and December 14, 2021 has mandated the listed companies to have PAN, KYC, bank details and Nomination of all shareholders holding shares in physical form. Folios wherein any one of the cited details / documents are not available with us, on or after 1<sup>st</sup> April 2023, shall be frozen as per the aforesaid SEBI circular.

The investor service requests forms for updation of PAN, KYC, Bank details and Nomination viz., Forms ISR-1, ISR-2, ISR-3, SH-13, SH-14 and the said SEBI circular are available on our website [www.rajabahadur.com](http://www.rajabahadur.com).

In view of the above, we urge the shareholders to submit the Investor Service Request form along with the supporting documents at the earliest.

10. Members holding shares in physical mode and who have not updated their email addresses with the Company are requested to update their email addresses by writing to the Company or Company's Registrar & Share Transfer Agents, M/s Satellite Corporate Services Pvt. Ltd., Office No.106 & 107, Dattani Plaza, East West Compound, Andheri Kurla Road, Sakinaka - Mumbai - 400072.. Members holding shares in dematerialised mode are requested to register/update their email addresses with the relevant Depository Participants.
11. During the 98<sup>th</sup> AGM, the electronic copy of Register of Directors and Key Managerial Personnel and their shareholding maintained under Section 170 of the Act and the Register of Contracts and Arrangements in which Directors are interested maintained under Section 189 of the Act, will be available electronically for inspection by the Members during the AGM. Members seeking to inspect such documents can send their requests to the Company at [rajabahadur@gmail.com](mailto:rajabahadur@gmail.com)/ [investor@rajabahadur.com](mailto:investor@rajabahadur.com) /[cs@rajabahadur.com](mailto:cs@rajabahadur.com).
12. AGM has been convened through VC/OAVM in compliance with applicable provisions of the Companies Act, 2013 read with MCA Circular No. 14/2020 dated April 08, 2020 and MCA Circular No. 17/2020 dated April 13, 2020, MCA Circular No. 20/2020 dated May 05, 2020, MCA Circular No. 2/2021 dated January 13, 2021 MCA Circular No. 2/2022 dated May 05, 2022 and MCA Circular No. 11/2022 dated December 28, 2022 the latest being 09/2023 dated September 25, 2023 (collectively referred to as 'MCA Circulars')
13. Since the AGM will be held through VC / OAVM, the Route Map is not annexed in this Notice.



## **VOTING THROUGH ELECTRONIC MEANS:**

In compliance with provisions of Section 108 of the Companies Act, 2013 and Rule 20 of the Companies (Management and Administration) Rules, 2014 as amended by Companies (Management and Administration) Rules, 2015, and Regulation 44 of the SEBI (Listing Obligations and Disclosure Requirements), Regulations, 2015 and the Secretarial Standards on General Meetings (SS-2) issued by the Institute of Company Secretaries of India, the Company is pleased to provide members facility to exercise their right to vote at the 98<sup>th</sup> Annual General Meeting (AGM) by electronic means and the business may be transacted through e-Voting Services provided by National Securities Depository Limited (NSDL). In terms of SEBI circular dated December 9, 2020 on e-voting facility provided by Listed Companies, Individual shareholders holding securities in demat mode are allowed to vote through their demat account maintained with Depositories and Depository Participants. Shareholders are advised to update their mobile number and e-mail address in their demat accounts in order to access e-Voting facility.

## **THE INSTRUCTIONS FOR MEMBERS FOR REMOTE E-VOTING AND JOINING GENERAL MEETING ARE AS UNDER:-**

The remote e-voting period begins on Friday, 27<sup>th</sup> September, 2024 (9.00 a.m. IST) and ends on Sunday, 29<sup>th</sup> September, 2024 (5.00 p.m. IST). The remote e-voting module shall be disabled by NSDL for voting thereafter. The Members, whose names appear in the Register of Members / Beneficial Owners as on the record date (cut-off date) i.e. Monday, 23<sup>rd</sup> September, 2024, may cast their vote electronically. The voting right of shareholders shall be in proportion to their share in the paid-up equity share capital of the Company as on the cut-off date, being Monday, 23<sup>rd</sup> September, 2024.

### **How do I vote electronically using NSDL e-Voting system?**

*The way to vote electronically on NSDL e-Voting system consists of "Two Steps" which are mentioned below:*





#### **Step 1: Access to NSDL e-Voting system**

##### **A) Login method for e-Voting and joining virtual meeting for Individual shareholders holding securities in demat mode**

In terms of SEBI circular dated December 9, 2020 on e-Voting facility provided by Listed Companies, Individual shareholders holding securities in demat mode are allowed to vote through their demat account maintained with Depositories and Depository Participants. Shareholders are advised to update their mobile number and email Id in their demat accounts in order to access e-Voting facility.

Login method for Individual shareholders holding securities in demat mode is given below:

Type of shareholders	Login Method
<p>Individual Shareholders holding securities in demat mode with NSDL.</p>	<ol style="list-style-type: none"> <li data-bbox="618 327 1417 961">1. Existing <b>IDEAS</b> user can visit the e-Services website of NSDL Viz. <a href="https://eservices.nsdl.com">https://eservices.nsdl.com</a> either on a Personal Computer or on a mobile. On the e-Services home page click on the “<b>Beneficial Owner</b>” icon under “<b>Login</b>” which is available under ‘<b>IDEAS</b>’ section , this will prompt you to enter your existing User ID and Password. After successful authentication, you will be able to see e-Voting services under Value added services. Click on “<b>Access to e-Voting</b>” under e-Voting services and you will be able to see e-Voting page. Click on company name or <b>e-Voting service provider i.e. NSDL</b> and you will be re-directed to e-Voting website of NSDL for casting your vote during the remote e-Voting period or joining virtual meeting &amp; voting during the meeting.</li> <li data-bbox="618 1014 1417 1220">2. If you are not registered for IDEAS e-Services, option to register is available at <a href="https://eservices.nsdl.com">https://eservices.nsdl.com</a>. Select “<b>Register Online for IDEAS Portal</b>” or click at <a href="https://eservices.nsdl.com/SecureWeb/IdeasDirectReg.jsp">https://eservices.nsdl.com/SecureWeb/IdeasDirectReg.jsp</a></li> <li data-bbox="618 1272 1417 1938">3. Visit the e-Voting website of NSDL. Open web browser by typing the following URL: <a href="https://www.evoting.nsdl.com/">https://www.evoting.nsdl.com/</a> either on a Personal Computer or on a mobile. Once the home page of e-Voting system is launched, click on the icon “Login” which is available under ‘Shareholder/Member’ section. A new screen will open. You will have to enter your User ID (i.e. your sixteen digit demat account number hold with NSDL), Password/OTP and a Verification Code as shown on the screen. After successful authentication, you will be redirected to NSDL Depository site wherein you can see e-Voting page. Click on company name or <b>e-Voting service provider i.e. NSDL</b> and you will be redirected to e-Voting website of NSDL for casting your vote during the remote e-Voting period or joining virtual meeting &amp;</li> </ol>

	<p>voting during the meeting.</p> <p>4. Shareholders/Members can also download NSDL Mobile App “NSDL Speede” facility by scanning the QR code mentioned below for seamless voting experience.</p> <p style="text-align: center;"><b>NSDL Mobile App is available on</b></p> <div style="display: flex; justify-content: space-around; align-items: center;"> <div style="text-align: center;">  <p>App Store</p>  </div> <div style="text-align: center;">  <p>Google Play</p>  </div> </div>
<p>Individual Shareholders holding securities in demat mode with CDSL</p>	<ol style="list-style-type: none"> <li>1. Users who have opted for CDSL Easi / Easiest facility, can login through their existing user id and password. Option will be made available to reach e-Voting page without any further authentication. The users to login Easi /Easiest are requested to visit CDSL website <a href="http://www.cdslindia.com">www.cdslindia.com</a> and click on login icon &amp; New System Myeasi Tab and then user your existing my easi username &amp; password.</li> <li>2. After successful login the Easi / Easiest user will be able to see the e-Voting option for eligible companies where the evoting is in progress as per the information provided by company. On clicking the evoting option, the user will be able to see e-Voting page of the e-Voting service provider for casting your vote during the remote e-Voting period or joining virtual meeting &amp; voting during the meeting. Additionally, there is also links provided to access the system of all e-Voting Service Providers, so that the user can visit the e-Voting service providers’ website directly.</li> <li>3. If the user is not registered for Easi/Easiest, option to register is available at CDSL website <a href="http://www.cdslindia.com">www.cdslindia.com</a> and click on login &amp; New System Myeasi Tab and then click on registration option.</li> <li>4. Alternatively, the user can directly access e-Voting page by providing Demat Account Number and PAN No. from a e-Voting link available on <a href="http://www.cdslindia.com">www.cdslindia.com</a> home page. The system will authenticate the user by sending OTP on registered Mobile &amp; Email as recorded</li> </ol>

	in the Demat Account. After successful authentication, user will be able to see the e-Voting option where the evoting is in progress and also able to directly access the system of all e-Voting Service Providers.
Individual Shareholders (holding securities in demat mode) login through their depository participants	You can also login using the login credentials of your demat account through your Depository Participant registered with NSDL/CDSL for e-Voting facility. Upon logging in, you will be able to see e-Voting option. Click on e-Voting option, you will be redirected to NSDL/CDSL Depository site after successful authentication, wherein you can see e-Voting feature. Click on company name or e-Voting service provider i.e. NSDL and you will be redirected to e-Voting website of NSDL for casting your vote during the remote e-Voting period or joining virtual meeting & voting during the meeting.

**Important note:** Members who are unable to retrieve User ID/ Password are advised to use Forget User ID and Forget Password option available at abovementioned website.

**Helpdesk for Individual Shareholders holding securities in demat mode for any technical issues related to login through Depository i.e. NSDL and CDSL.**

Login type	Helpdesk details
Individual Shareholders holding securities in demat mode with NSDL	Members facing any technical issue in login can contact NSDL helpdesk by sending a request at <a href="mailto:evoting@nsdl.co.in">evoting@nsdl.co.in</a> or call at 022 - 4886 7000 and 022 - 2499 7000
Individual Shareholders holding securities in demat mode with CDSL	Members facing any technical issue in login can contact CDSL helpdesk by sending a request at <a href="mailto:helpdesk.evoting@cDSLindia.com">helpdesk.evoting@cDSLindia.com</a> or contact at toll free no. 1800 22 55 33

**B) Login Method for e-Voting and joining virtual meeting for shareholders other than Individual shareholders holding securities in demat mode and shareholders holding securities in physical mode.**

**How to Log-in to NSDL e-Voting website?**

1. Visit the e-Voting website of NSDL. Open web browser by typing the following URL: <https://www.evoting.nsdl.com/> either on a Personal

Computer or on a mobile.

2. Once the home page of e-Voting system is launched, click on the icon "Login" which is available under 'Shareholder/Member' section.
3. A new screen will open. You will have to enter your User ID, your Password/OTP and a Verification Code as shown on the screen.

*Alternatively, if you are registered for NSDL eservices i.e. IDEAS, you can log-in at <https://eservices.nsd.com/> with your existing IDEAS login. Once you log-in to NSDL eservices after using your log-in credentials, click on e-Voting and you can proceed to Step 2 i.e. Cast your vote electronically.*

4. Your User ID details are given below :

<b>Manner of holding shares i.e. Demat (NSDL or CDSL) or Physical</b>	<b>Your User ID is:</b>
a) For Members who hold shares in demat account with NSDL.	8 Character DP ID followed by 8 Digit Client ID For example if your DP ID is IN300*** and Client ID is 12***** then your user ID is IN300***12*****.
b) For Members who hold shares in demat account with CDSL.	16 Digit Beneficiary ID For example if your Beneficiary ID is 12***** then your user ID is 12*****
c) For Members holding shares in Physical Form.	EVEN Number followed by Folio Number registered with the company For example if folio number is 001*** and EVEN is 101456 then user ID is 101456001***

5. Password details for shareholders other than Individual shareholders are given below:

- a) If you are already registered for e-Voting, then you can use your existing password to login and cast your vote.
- b) If you are using NSDL e-Voting system for the first time, you will need to retrieve the 'initial password' which was communicated to you. Once you retrieve your 'initial password', you need to enter the 'initial password' and the system will force you to change your password.
- c) How to retrieve your 'initial password'?

- (i) If your email ID is registered in your demat account or with the

company, your 'initial password' is communicated to you on your email ID. Trace the email sent to you from NSDL from your mailbox. Open the email and open the attachment i.e. a .pdf file. Open the .pdf file. The password to open the .pdf file is your 8 digit client ID for NSDL account, last 8 digits of client ID for CDSL account or folio number for shares held in physical form. The .pdf file contains your 'User ID' and your 'initial password'.

- (ii) If your email ID is not registered, please follow steps mentioned below in **process for those shareholders whose email ids are not registered.**
6. If you are unable to retrieve or have not received the " Initial password" or have forgotten your password:
  - a) Click on "**Forgot User Details/Password?**"(If you are holding shares in your demat account with NSDL or CDSL) option available on [www.evoting.nsdl.com](http://www.evoting.nsdl.com).
  - b) **Physical User Reset Password?**" (If you are holding shares in physical mode) option available on [www.evoting.nsdl.com](http://www.evoting.nsdl.com).
  - c) If you are still unable to get the password by aforesaid two options, you can send a request at [evoting@nsdl.co.in](mailto:evoting@nsdl.co.in) mentioning your demat account number/folio number, your PAN, your name and your registered address etc.
  - d) Members can also use the OTP (One Time Password) based login for casting the votes on the e-Voting system of NSDL.
7. After entering your password, tick on Agree to "Terms and Conditions" by selecting on the check box.
8. Now, you will have to click on "Login" button.
9. After you click on the "Login" button, Home page of e-Voting will open.

**Step 2: Cast your vote electronically and join General Meeting on NSDL e-Voting system.**

**How to cast your vote electronically and join General Meeting on NSDL e-Voting system?**

1. After successful login at Step 1, you will be able to see all the companies "EVEN" in which you are holding shares and whose voting cycle and General Meeting is in active status.
2. Select "EVEN" of company for which you wish to cast your vote during the remote e-Voting period and casting your vote during the General Meeting. For joining virtual meeting, you need to click on "VC/OAVM" link placed under "Join General Meeting".
3. Now you are ready for e-Voting as the Voting page opens.
4. Cast your vote by selecting appropriate options i.e. assent or dissent, verify/modify the number of shares for which you wish to cast your vote and click on "Submit" and also "Confirm" when prompted.
5. Upon confirmation, the message "Vote cast successfully" will be displayed.
6. You can also take the printout of the votes cast by you by clicking on the print option on the confirmation page.
7. Once you confirm your vote on the resolution, you will not be allowed to modify your vote.

**General Guidelines for shareholders**

1. Institutional shareholders (i.e. other than individuals, HUF, NRI etc.) are required to send scanned copy (PDF/JPG Format) of the relevant Board Resolution/ Authority letter etc. with attested specimen signature of the duly authorized signatory(ies) who are authorized to vote, to the Scrutinizer by e-mail to [cs@parikhassociates.com](mailto:cs@parikhassociates.com) with a copy marked to [evoting@nsdl.co.in](mailto:evoting@nsdl.co.in). Institutional shareholders (i.e. other than individuals, HUF, NRI etc.) can also upload their Board Resolution / Power of Attorney / Authority Letter etc. by clicking on "Upload Board Resolution / Authority Letter" displayed under "e-Voting" tab in their login.
2. It is strongly recommended not to share your password with any other person and take utmost care to keep your password confidential. Login to the e-voting website will be disabled upon five unsuccessful attempts to key in

the correct password. In such an event, you will need to go through the “Forgot User Details/Password?” or “Physical User Reset Password?” option available on [www.evoting.nsdl.com](http://www.evoting.nsdl.com) to reset the password.

3. In case of any queries, you may refer the Frequently Asked Questions (FAQs) for Shareholders and e-voting user manual for Shareholders available at the download section of [www.evoting.nsdl.com](http://www.evoting.nsdl.com) or call on.: 022 - 4886 7000 and 022 - 2499 7000 or send a request to Sagar Gudhate at [evoting@nsdl.co.in](mailto:evoting@nsdl.co.in).

1. The voting rights of shareholders shall be in proportion to their shares of the paid up equity share capital of the Company as on the cut-off date of **Monday, 23<sup>rd</sup> September, 2024**. A person, whose name is recorded in the register of members or in the register of beneficial owners maintained by the depositories as on the cut-off date only shall be entitled to avail the facility of remote e-voting, as well as voting at the meeting. The members who have not cast their vote on the resolutions through remote e-voting shall be entitled to vote at the meeting on such resolutions.

Any person holding shares in physical form and non-individual shareholders, who acquires shares of the Company and becomes member of the Company after the notice is send through e-mail and holding shares as of the cut-off date i.e. **Monday, 23<sup>rd</sup> September, 2024**, may obtain the login ID and password by sending a request at [evoting@nsdl.co.in](mailto:evoting@nsdl.co.in) or Issuer/RTA. However, if you are already registered with NSDL for remote e-voting, then you can use your existing user ID and password for casting your vote. If you forgot your password, you can reset your password by using “Forgot User Details/Password” or “Physical User Reset Password” option available on [www.evoting.nsdl.com](http://www.evoting.nsdl.com) or call on toll free no. **1800 1020 990** and **1800 22 44 30** . In case of Individual Shareholders holding securities in demat mode who acquires shares of the Company and becomes a Member of the Company after sending of the Notice and holding shares as of the cut-off date i.e. **Monday, 23<sup>rd</sup> September, 2024** may follow steps mentioned in the Notice of the AGM under “Access to NSDL e-Voting system”.

2. Members will be provided with the facility for voting through electronic voting system during the video conferencing proceedings at the AGM and Members participating at the AGM, who have not already cast their vote on the resolutions by remote e-Voting, will be eligible to exercise their right to vote on such resolutions during the proceedings of the AGM.
3. The Members who have cast their votes through remote e-voting prior to the AGM may also attend the AGM but shall not be entitled to cast their votes again on such resolutions.



4. Ms. Jigyasa N. Ved (Membership No. FCS 6488) or failing her Mr. J. U. Poojari (Membership No. FCS 8102) of M/s Parikh & Associates, Practicing Company Secretaries, has been appointed as the Scrutinizer to scrutinize the e-voting at the meeting and remote e-voting process in a fair and transparent manner.
5. The Scrutinizer shall, immediately after the conclusion of voting at the Annual General Meeting, unblock the votes cast through remote e-voting prior to the AGM and e-voting during the AGM and make not later than 48 hours of conclusion of the meeting, a consolidated Scrutinizer's Report of the total votes cast in favour or against, if any, to the Chairman or a person authorized by him in writing, who shall countersign the same.
6. The Results declared along with the Scrutinizer's Report shall be placed on the Company's website at [www.rajabahadur.com](http://www.rajabahadur.com) and on the website of NSDL [www.evoting.nsdl.com](http://www.evoting.nsdl.com) immediately after the result is declared by the Chairman and the same shall be communicated to the BSE Limited where the shares of the Company are listed.

**Process for those shareholders whose email ids are not registered with the depositories for procuring user id and password and registration of e mail ids for e-voting for the resolutions set out in this notice:**

1. In case shares are held in physical mode please provide Folio No., Name of shareholder, scanned copy of the share certificate (front and back), PAN (self attested scanned copy of PAN card), AADHAR (self attested scanned copy of Aadhar Card) by email to [rajabahadur@gmail.com](mailto:rajabahadur@gmail.com)/[investor@rajabahadur.com](mailto:investor@rajabahadur.com) /[cs@rajabahadur.com](mailto:cs@rajabahadur.com).
2. In case shares are held in demat mode, please provide DPID-CLID (16 digit DPID + CLID or 16 digit beneficiary ID), Name, client master or copy of Consolidated Account statement, PAN (self attested scanned copy of PAN card), AADHAR (self attested scanned copy of Aadhar Card) to [rajabahadur@gmail.com](mailto:rajabahadur@gmail.com)/ [investor@rajabahadur.com](mailto:investor@rajabahadur.com) /[cs@rajabahadur.com](mailto:cs@rajabahadur.com).  
If you are an Individual shareholders holding securities in demat mode, you are requested to refer to the login method explained at **step 1 (A)** i.e. **Login method for e-Voting and joining virtual meeting for Individual shareholders holding securities in demat mode.**
3. Alternatively shareholder/members may send a request to [evoting@nsdl.co.in](mailto:evoting@nsdl.co.in) for procuring user id and password for e-voting by providing above mentioned documents.
4. In terms of SEBI circular dated December 9, 2020 on e-Voting facility provided by Listed Companies, Individual shareholders holding securities in demat mode are allowed to vote through their demat account maintained with Depositories and Depository Participants. Shareholders are required to



update their mobile number and email ID correctly in their demat account in order to access e-Voting facility.

**THE INSTRUCTIONS FOR MEMBERS FOR E-VOTING ON THE DAY OF THE AGM ARE AS UNDER:-**

1. The procedure for e-Voting on the day of the AGM is same as the instructions mentioned above for remote e-voting.
2. Only those Members/ shareholders, who will be present in the AGM through VC/OAVM facility and have not casted their vote on the Resolutions through remote e-Voting and are otherwise not barred from doing so, shall be eligible to vote through e-Voting system in the AGM.
3. Members who have voted through Remote e-Voting will be eligible to attend the AGM. However, they will not be eligible to vote at the AGM.
4. The details of the person who may be contacted for any grievances connected with the facility for e-Voting on the day of the AGM shall be the same person mentioned for Remote e-voting.

**INSTRUCTIONS FOR MEMBERS FOR ATTENDING THE AGM THROUGH VC/OAVM ARE AS UNDER:**

1. Member will be provided with a facility to attend the AGM through VC/OAVM through the NSDL e-Voting system. Members may access by following the steps mentioned above for **Access to NSDL e-Voting system**. After successful login, you can see link of "VC/OAVM link" placed under "**Join meeting**" menu against company name. You are requested to click on VC/OAVM link placed under Join General Meeting menu. The link for VC/OAVM will be available in Shareholder/Member login where the EVEN of Company will be displayed. Please note that the members who do not have the User ID and Password for e-Voting or have forgotten the User ID and Password may retrieve the same by following the remote e-Voting instructions mentioned in the notice to avoid last minute rush.
2. Members are encouraged to join the Meeting through Laptops for better experience.
3. Further Members will be required to allow Camera and use Internet with a good speed to avoid any disturbance during the meeting.
4. Please note that Participants Connecting from Mobile Devices or Tablets or through Laptop connecting via Mobile Hotspot may experience Audio/Video loss due to Fluctuation in their respective network. It is therefore recommended to use Stable Wi-Fi or LAN Connection to mitigate any kind of aforesaid glitches.



5. Shareholders who would like to express their views/have questions may send their questions in advance mentioning their name demat account number/folio number, email id, mobile number at [rajabahadur@gmail.com](mailto:rajabahadur@gmail.com)/ [investor@rajabahadur.com](mailto:investor@rajabahadur.com) / [cs@rajabahadur.com](mailto:cs@rajabahadur.com). The same will be replied by the company suitably.
6. Members who would like to express their views/ask questions as a speaker at the Meeting may pre-register themselves by sending a request from their registered email address mentioning their names, DP ID and Client ID/folio number, PAN and mobile number at [rajabahadur@gmail.com](mailto:rajabahadur@gmail.com) / [investor@rajabahadur.com](mailto:investor@rajabahadur.com) / [cs@rajabahadur.com](mailto:cs@rajabahadur.com) from Monday 16<sup>th</sup> September, 2024 (09.00 a.m. IST) to Thursday 19<sup>th</sup> September, 2024 (05.00 p.m. IST). Those Members who have pre-registered themselves as a speaker will only be allowed to express their views/ask questions during the AGM. The Company reserves the right to restrict the number of speakers depending on the availability of time for the AGM.
7. Members who need assistance before or during the AGM may contact NSDL on [evoting@nsdl.co.in](mailto:evoting@nsdl.co.in)/ 1800 1020 990 /1800 224 430 or contact Mr. Amit Vishal, Asst. Vice President- NSDL at or Mr. Sagar Ghosalkar, Assistant Manager- NSDL at [evoting@nsdl.co.in](mailto:evoting@nsdl.co.in)

By order of the Board  
For **Raja Bahadur International Limited**

**Akash Joshi**  
**Company Secretary**  
**Membership No:- A40356**

**Place:** Mumbai  
**Date:** May 28, 2024

**ANNEXURE TO THE NOTICE THE STATEMENT SETTING OUT MATERIAL FACTS PURSUANT TO SECTION 102 OF THE COMPANIES ACT, 2013 AND THE INFORMATION REQUIRED AS PER REGULATION 36(3) OF SEBI (LISTING OBLIGATION AND DISCLOSURE REQUIREMENT) REGULATION, 2015 AND SECRETARIAL STANDARD ON GENERAL MEETING (SS-2).**

**Item No. 3:**

The Board of Directors of the Company (the “Board”) at its Meeting held on May 28, 2024 on the recommendations of the Nomination and Remuneration Committee approved the rectification in the remuneration of Mr. Shridhar Pittie, Chairman & Managing Director of the Company with effect from 01.07.2024 for the residual period of his appointment.

The remuneration payable to Mr. Shridhar Pittie is also subject to the approval of the Members of the Company.

The revised terms of the remuneration are as follows:

- a) Basic Salary : Rs. 9,00,000/- per month effective from 01.07.2024 and thereafter with an increment of Rs. 1,00,000/- per month for each year i.e Rs 10,00,000/- per month effective from 01.07.2025.
- b) Commission:1% Commission on net profits of the Company computed in the manner laid down in Section 198 of the Companies Act, 2013 as may be fixed by the Board subject to the ceiling limits laid down in Sections 197 of the Companies Act, 2013.
- c) Perquisites : In addition to the aforesaid salary, the Chairman & Managing Director shall be entitled to the perquisites and allowances i.e. free furnished accommodation or House Rent Allowance @ 60% of the salary in lieu thereof, house maintenance allowance together with reimbursement of expenses or allowances for utilities such as gas, electricity, water, furnishing, air conditioners, geysers, repairs, servants salaries, society charges and property tax, medical reimbursement and medical/accident insurance for self and family, leave travel concession for himself and his family, club fees, membership for professional bodies. He would be eligible to such other perquisites and allowance in accordance with rules of the Company or as may be decided by the Nomination & Remuneration Committee of Directors and agreed upon by the Chairman & Managing Director. For the purpose of arriving at the ceiling limits as prescribed in the Schedule V of the Companies Act, 2013, the perquisites and allowances shall be evaluated as per the Income Tax Rules, wherever applicable. In the absence of any such rules, perquisites will be evaluated at actual costs.

- d) The Chairman & Managing Director shall also be entitled to the following perquisites which shall not be included in the computation of the ceiling on remuneration specified herein above:
- i. Contribution to Provident Fund, Superannuation Fund or Annuity Fund to the extent these either singly or put together are not taxable under the Income tax Act, 1961.
  - ii. Gratuity payable as per Company's rules.
  - iii. Earned privilege leave as per company's rules. He shall be entitled to encash the leave as per Company's rules.
  - iv. Provision for Car with driver, telephone at residence and mobile phones for the purpose of business of the Company and shall not be treated as perquisites.
  - v. Reimbursement of actual travelling, boarding, lodging and other amenities expense for self and spouse as may be incurred by him from time to time in connection with the Company's business and any further allowances / benefits as per the policy of the company.
  - vi. Such other perquisites and allowance in accordance with rules of the company or as maybe decided by the Nomination and Remuneration Committee and approved by the Board from time to time.

Necessary special resolution is therefore proposed at item no. 3 of the accompanying Notice. Mr. Shridhar Pittie is interested in the said resolution as it relates to his own revision in the remuneration.

None of the other Directors or Key Managerial Personnel of the Company or their relatives are, in any way, concerned or interested.

The Board recommends the resolution for approval by the members.

Brief resume, the nature of his expertise in specific functional areas, names of companies in which Mr. Shridhar Pittie holds Directorship, Committee Memberships / Chairmanships, his shareholding etc., are separately annexed hereto.

A Statement showing the additional information required to be given along with a Notice calling General Meeting as required under Section II of Part II of the Schedule V to the Companies Act, 2013 is given hereunder:

## I. General Information

(1) Nature of industry -	Real Estate.		
(2) Date or expected date of Commencement of commercial production	The Company has been in the business of real estate development and construction for the past many years.		
(3) In case of new companies expected date of commencement of activities as per project approved by financial institutions appearing in the prospectus.	Not Applicable		
(4) Financial performance based on given indicators	2023-24 Amount in Lakhs	2022-23 Amount in Lakhs	2021-22 Amount in Lakhs
Turnover	2122.71	1887.74	3068.58
Net profit / (Loss) (as computed under section 198)			
Net profit/ (Loss) as per profit and loss account	117.80	(625.57)	(485.82)
Amount of Dividend paid	-	-	-
Rate of Dividend declared	-	-	-
Earning/(Loss) before interest, depreciation & taxes	1335.55	354.14	297.97
% of EBIDT to turnover	62.91%	18.75%	9.71%
(5) Export performance and net Nil foreign exchange collaborations	Nil		
(6) Foreign investments or collaborators, if any	Nil		
<b>II. Information About The Appointee</b>			
<b>Name of the Directors</b>	<b>Mr. Shridhar Pittie</b>		
Background Details:	<b>Designation</b> : Chairman & Managing Director <b>Father's name</b> : Late Nandlal M. Pittie <b>Nationality</b> : Indian <b>Date of Birth</b> : 18/09/1952 <b>Qualifications</b> : DERE, B.A.(Hons), MBA (Finance) <b>Experience</b> : 50 years.		
Past remuneration	The gross remuneration paid to him in the year 2023-24 was Rs. 139.36Lakhs		
Recognition or awards	N.A.		
Job profile and his suitability	The Chairman & Managing Director is responsible for the management of the whole affairs of the Company and to do all		

	acts and things, which in the ordinary course of business, he considers necessary or proper or in the interest of the Company. Considering the above and having regard to age, qualifications, ability and experience and looking to the business requirement, the proposed remuneration is in the interest of the Company.
Remuneration proposed	Basic Salary : Rs. 9,00,000/- per month effective from 01.07.2024 and thereafter with an increment of Rs. 1,00,000/- per month for each year i.e Rs 10,00,000/- per month effective from 01.07.2025 plus perquisites.
Comparative remuneration profile with respect to industry, size of the company, profile of the position and person (in case of expatriates the relevant details would be w. r. t. the country of his origin	Compared to the remuneration with respect to the industry, size of the Company etc. the remuneration proposed to be paid to him is very low.
Pecuniary relationship directly or indirectly with the company, or relationship with the managerial personnel, if any.	The Chairman & Managing Director is one of the Promoter of the Company and he is not related to any other Directors.

### III. Other Information

(1)	Reasons of loss or inadequate profits	Losses are due to finance cost and other expenses.
(2)	Steps taken or proposed to be taken for improvement	Company is trying to convert high cost finance to low cost finance.
(3)	Expected increase in productivity and profits in measurable terms.	N.A.

### IV. Disclosures :

Special resolution at item no. 3 of the accompanying notice is proposed for the approval of the members of the company. Mr. Shridhar Pittie is interested in the said resolution as it relates to rectification of his remuneration. None of the other Directors, Key Managerial Personnel and their relatives are interested in the said resolution.



Information as required under Regulation 36 (3) of SEBI (Listing Obligations and Disclosure Requirements) Regulations, 2015 and Secretarial Standards on General Meetings issued by the Institute of Company Secretaries of India with respect to General Meetings -

<b>Name of the Director</b>	<b>Mr. Shridhar Pittie</b>
<b>DIN</b>	00562400
<b>Date of Birth</b>	18-09-1952
<b>Date of first appointment on the Board</b>	30 <sup>th</sup> June, 1998
<b>Qualifications</b>	DERE, B.A. (Hons.), MBA (Finance)
<b>Expertise</b>	Corporate Field
<b>Number of Meetings of the Board attended during the year</b>	Six
<b>List of Directorship /Membership /Chairmanship of Committees of other Board</b>	<b>Directorship:</b> <b>Private Companies-</b> 1. Samudra Enterprise Private Limited 2. Ashwin Petrochemicals Private Limited 3. Dattatreya Pharmaceuticals Private limited 4. Rovik Shipping Private Limited 5. Mukundlal Bansilal And Sons Private limited 6. Shree Nand Trading Company Private limited <b>Public Companies -</b> Nil
<b>Shareholding in Raja Bahadur International Limited</b>	1,18,571
<b>Relationship between directors inter-se</b>	N.A.
<b>Past remuneration</b>	The gross remuneration paid to him in the year 2023-24 was Rs. 139.36 Lakhs
<b>Remuneration proposed</b>	Basic Salary : Rs. 9,00,000/- per month effective from 01.07.2024 and thereafter with an increment of Rs. 1,00,000/- per month for each year i.e Rs 10,00,000/- per month effective from 01.07.2025 plus perquisites.
<b>Terms and Conditions of appointment</b>	As stated in the Explanatory Statement.

By order of the Board  
For Raja Bahadur International Limited

**Akash Joshi**  
Company Secretary  
Membership No:- A40356

Place: Mumbai  
Date: May 28, 2024





## RAJA BAHADUR INTERNATIONAL LIMITED

### BOARDS' REPORT TO THE MEMBERS

Your Directors have pleasure in submitting their 98<sup>th</sup> Annual Report together with the Audited Statement of Accounts for the year ended 31<sup>st</sup> March, 2024.

### FINANCIAL RESULTS

The financial results of the Company (Standalone) are summarized as under:

Particular	Rs. in Lakhs	
	Year ended 31.03.2024	Year ended 31.03.2023
Gross Profit/(Loss) before Depreciation, Finance Cost, Taxation and Extra Ordinary Items	1335.55	354.14
Finance Cost	1009.51	931.62
Profit / (Loss) before Depreciation, Taxation & Extra Ordinary Items	326.04	(577.48)
Depreciation	160.87	111.30
Profit / (Loss) before Taxation	165.17	(688.78)
Provision for Taxation: - Current Tax (MAT) - Deferred Tax - Income Tax (excess) Provision of Earlier Years - MAT Credit Written Off of Earlier Years	39.29	- (62.05) - -
<b>Profit/ (Loss) after Tax</b>	<b>125.88</b>	<b>(626.73)</b>
Other Comprehensive Income (net of tax)	8.08	1.16
<b>Total Comprehensive Income</b>	<b>117.80</b>	<b>(625.57)</b>



## **STATE OF COMPANY'S AFFAIRS**

Your Directors are pleased to state that:-

1. The Company had launched the Commercial Tower-1 ("CT-1") project, to augment its retail offering the construction of which was completed during the year under review. This project got a strong market response and the leasing of the same is completed.
2. The Company's next project known as "RB-101, is under development in full swing.

## **MATERIAL CHANGES AND COMMITMENTS AFTER THE END OF FINANCIAL YEAR 2023-24**

There have been no material changes and commitments affecting the financial position of the Company between the end of the financial year and date of the report.

## **TRANSFER TO RESERVES**

There was no transfer made to any Reserve during the year FY 2023-24.

## **DIVIDEND**

To conserve the resources your directors do not recommend dividend on the equity shares of the Company for the financial year 2023-24.

## **MANAGEMENT DISCUSSION AND ANALYSIS**

### **i. Industry Review, Developments and Outlook**

The Company is focused on Commercial Real Estate, with particular focus on Office and Retail Segment. This year under review continued to see increasingly strong demand for commercial real estate in Pune.

### **ii. Opportunities and Threats**

India's strong macroeconomic performance and financial sector stability has augured well for the real estate sector in India and particularly in Pune. The commercial and retail segment, saw strong demand coming from both domestic and international businesses. Buoyed by the opportunities that the Indian real estate market presents, your company aspires to achieve strong growth over the next coming years.

However the Company's results are subject to risks of market, volatility in interest rates and increase in input cost, among other risks.

### iii. Segment Wise Performance

Your Company has only one segment i.e. Construction and Real Estate Development. Revenue and expenses have been identified on the basis of accounting standard as applicable and guidance note issued by Institute of Chartered Accountant of India for this sector.

### iv. Key Financial Ratios Analysis

Key Financial Ratios	For the year ended 31/03/2024	For the year ended 31/03/2023	Increase / Decrease (in % terms)	Reason for variances
Current Ratio	1.24	1.13	9%	Increase in debtors as compared to previous year
Debt-Equity Ratio	12.41	11.39	9%	Increase in debt as compared to previous year.
Debt Service Coverage Ratio	0.67	0.38	74%	Increase in profit as compared to previous year losses
Return on Equity Ratio	0.10	-0.56	-118%	Increase in profit as compared to previous year losses
Inventory turnover ratio	8.89	0.62	1334%	Reduction in average inventory as compared to previous year
Debtors turnover ratio	2.55	1.95	31%	Increase in operating revenue as compared to previous year
Interest Coverage Ratio	0.86	0.38	127%	Increase in profit as compared to previous year losses
Operating Profit Margin (%)	0.55	0.18	195%	Increase in operating profit during the year
Trade payables turnover ratio	3.02	3.51	-14%	Decrease in purchases
Net capital turnover ratio	3.60	-2.82	-228%	Increase in operating revenue as compared to previous year
Net profit (%)	0.06	-0.33	-118%	Increase in profit as compared to previous year losses

Return on Net Worth (%)	0.10	-0.56	-118%	Higher EBIT due to increase in operating revenue as compared to previous year
Return on investment	0.09	0.08	18%	Increase in interest on investment as compared to previous year

#### **v. Risks and Concerns**

The higher interest environment, and the uncertainty in reduction of interest rates, is a negative for the industry, also input costs still remain elevated.

#### **vi. Internal Control Systems and their Adequacy**

The Company has a well-defined organization structure, documented policy guidelines, predefined authority levels, and an extensive system of internal controls system. An independent internal audit firm appointed by the Company conducts audits to ensure adequacy of internal control systems, adherence to management policies and compliance with the laws and regulations.

#### **vii. Financial Performance**

During the year under review Company's operational income is Rs.2,122.71 lakhs (previous year 1,887.74 lakhs) and other income is Rs. 178.63 lakhs (previous year Rs. 90.95 lakhs). Company has generated a profit of Rs. 117.80 lakhs (previous year Loss of Rs. 625.57 lakhs).

#### **viii. Material development in Human Resources**

Your Company firmly believes that success of a company comes from good Human Resources. Employees are considered an important asset and key to its success. The employee's relation continued to be satisfactory.

#### **DIRECTORS AND KEY MANAGERIAL PERSONNEL**

Mr. Shridhar Pittie (DIN No.: 00562400), Director of the Company retires by rotation in accordance with the provisions of Section 152 of the Companies Act, 2013 (Act) at the ensuing Annual General Meeting (AGM) and is eligible for re-appointment. He was re-appointed as Chairman & Managing Director of the Company for a period of three years with effect from June 30, 2023 by the Board at its meeting held on May 30, 2023.



In terms of Section 203 of the Act, the following are the Key Managerial Personnel (KMP) of the Company:

- Mr. Shridhar Pittie- Chairman & Managing Director
- Mr. Sajjan Kumar Jhunjhunwala- Chief Financial Officer
- Mr. Akash Joshi- Company Secretary & Compliance Officer

#### **DECLARATION FROM INDEPENDENT DIRECTORS**

Mr. Nayankumar C. Mirani (DIN No.: 00045197), Mr. Mohan V. Tanksale (DIN No.: 02971181), Mr. Sandeep G. Gokhale and Mrs. Ranjana Kaul (DIN No.: 07122917) independent directors of the Company had submitted declarations that each of them meet the criteria of independence as provided in sub Section (6) of Section 149 of the Act and Regulation 16(1)(b) of the Securities and Exchange Board of India (Listing Obligations and Disclosure Requirements) Regulations, 2015 ("SEBI Listing Regulations" and there has been no change in the circumstances which may affect their status as Independent Director during the year. In the opinion of the Board, the Independent Directors possess appropriate balance of skills, experience and knowledge, as required. In terms of Regulation 25(8) of SEBI Listing Regulations, independent directors have confirmed that they are not aware of any circumstance or situation which exists or may be reasonably anticipated that could impair or impact their ability to discharge their duties.

#### **NUMBERS OF MEETINGS OF THE BOARD**

During the year 2023-24, six board meetings were convened and held i.e on 30.05.2023, 11.08.2023, 15.09.2023, 07.11.2023, 29.11.2023 and 14.02.2024. The maximum interval between the meetings did not exceed the period prescribed under Companies Act, 2013. Details of attendance are attached and form part of the Annual Report.

#### **COMMITTEE OF BOARD OF DIRECTORS**

The Committees of the Board have been constituted/ reconstituted in accordance with the provisions of the Companies Act, 2013. Currently, the Board has the following Committees:

Audit Committee, Nomination & Remuneration Committee and Stakeholder Relationship Committee. The details pertaining to composition of meetings held during the year and the attendance of directors in respect of the meetings of these Committees are attached and form part of the Annual Report.

#### **WHISTLE BLOWER POLICY / VIGIL MECHANISM**

The Company has formulated and published a Whistle Blower Policy to provide a mechanism ("Vigil Mechanism") for employees including directors of the Company to report genuine concerns. The provisions of this policy are in line with the

provisions of the Section 177 (9) of the Act. The Whistle Blower Policy (Vigil Mechanism) is uploaded on the

Company's website:- <http://www.rajabahadur.com>

### **POLICY ON DIRECTORS' APPOINTMENT AND REMUNERATION AND CRITERIA FOR INDEPENDENT DIRECTORS**

The remuneration policy for directors and senior management and the criteria for selection of candidates for appointment as directors, independent directors, senior management as adopted by the Board of Directors are placed on the Company's website at (<https://www.rajabahadur.com/coc.php>). There has been no change in the policies since the last fiscal year.

The Board of Directors affirm that the remuneration paid to the directors is as per the terms laid out in the remuneration policy of the Company.

### **EVALUATION OF BOARD, ITS COMMITTEES AND INDIVIDUAL DIRECTORS**

An annual evaluation of the Board's own performance, Board Committees and Individual Directors was carried out pursuant to the provisions of the Act in the following manner:

<b>Sr. No.</b>	<b>Performance evaluation of</b>	<b>Performance evaluation performed by</b>	<b>Criteria</b>
1.	Each Individual Directors	Nomination and Remuneration Committee	Attendance, contribution to the Board and Committee meetings like preparedness on the issues to be discussed, meaningful and constructive contribution and guidance provided, key performance aspects in case of executive directors etc.
2.	Independent Directors	Entire Board of Directors excluding the Director who is being evaluated	Attendance, contribution to the Board and Committee meetings like preparedness on the issues to be discussed, meaningful and constructive contribution, and guidance provided etc.
3.	Board, and its Committees	All Directors	Board composition and structure, effectiveness of Board processes, Evaluation of risk, look into governance and compliance, review grievance of investor, check availability of sufficient funds, information and functioning,

			<p>fulfilment of key responsibilities, performance of specific duties and obligations, timely flow of information, contribution to the discussion, etc.</p> <p>The assessment of committees based on the terms of reference of the committees and effectiveness of the meetings.</p>
--	--	--	--

## **RISK MANAGEMENT POLICY**

The Board of Directors of the Company has framed a risk management policy and is responsible for reviewing the risk management plan and ensuring its effectiveness. The audit committee has additional oversight in the area of financial risks and controls. Major risks identified by the businesses and functions are systematically addressed through mitigating actions on a continuing basis. More details on risk management are covered in the Management Discussion and Analysis, forming a part of the Annual Report.

## **DIRECTORS RESPONSIBILITY STATEMENT**

To the best of their knowledge and belief and according to the information and explanation obtained, your Directors make the following statements in terms of Section 134(5) of the Companies Act, 2013:

- i. that in the preparation of the annual accounts for year ended 31<sup>st</sup> March, 2024, the applicable accounting standards have been followed along with proper explanation relating to material departures, if any;
- ii. that such accounting policies have been selected and applied them consistently and made judgments and estimates that are reasonable and prudent so as to give a true and fair view of the state of affairs of the Company at the end of the financial year on 31<sup>st</sup> March, 2024 and of the profit of the Company for the year ended on that date;
- iii. that proper and sufficient care have been taken for the maintenance of adequate accounting records in accordance with the provisions of the Companies Act, 2013 for safeguarding the assets of the Company and for preventing and detecting fraud and other irregularities;
- iv. that the annual accounts have been prepared on a 'going concern' basis;
- v. that proper internal financial controls were in place and that such internal financial controls are adequate and were operating effectively;



- vi. that systems to ensure compliance with the provisions of all applicable laws were in place and that such systems were adequate and operating effectively.

#### **INTERNAL FINANCIAL CONTROLS**

The Company has in place adequate system of internal financial controls over financial reporting as required under the Act. Internal control systems comprising of policies and procedures are designed to ensure sound management of your Company's operations, safekeeping of its assets, optimal utilization of resources, reliability of its financial information and compliance. The Audit Committee of the Board reviews the internal control systems with the Management, Internal Auditors and Statutory Auditors.

#### **DETAILS OF SUBSIDIARIES/ JOINT VENTURES/ ASSOCIATES**

Raja Bahadurs Realty Limited is wholly owned subsidiary of the Company is engaged in the business of real estate and property development activities. The salient features of the financial summary statement in Form AOC - 1 is enclosed as "Annexure - D."

The Company does not have any Joint Ventures / Associates.

#### **CONSOLIDATED FINANCIAL STATEMENTS**

The Consolidated Financial Statements have been prepared in accordance with the provisions of the Section 129 of the Act, read with the Companies (Accounts) Rules, 2014, applicable Indian Accounting Standards (IND-AS) and the provisions of the Listing Regulations and forms part of the Annual Report.

#### **DEPOSITS**

During the year, the Company has not accepted any public deposits in terms of Section 73 of the Act.

#### **ANNUAL RETURN**

Pursuant to the provisions of Section 134(3)(a) and Section 92 of the Act read with Rule 12 of the Companies (Management and Administration) Rules, 2014 Annual Return of the Company as at 31<sup>st</sup> March, 2024 is uploaded on the website of the Company at Web link: <https://www.rajabahadur.com/coc.php>.

#### **STATUTORY AUDITORS AND AUDITORS REPORT**

Pursuant to the provisions of Section 139 of the Companies Act, 2013 read with the Companies (Audit and Auditors) Rules, 2014, M/s. Jain P.C. & Associates, Chartered Accountants (FRN No. 126313W) were appointed as Statutory Auditors of the Company for second term for a period of five years at the 96<sup>th</sup> AGM held on 08.08.2022 to hold office till the conclusion of the AGM to be held in the year 2027.



M/s. Jain P.C. & Associates, Statutory Auditors have confirmed that they are not disqualified to act as Auditors and are eligible to hold office as Statutory Auditors of your Company and they would continue to hold the office of Statutory Auditors for the financial year 2023-24.

During the year under review, the statutory Auditors had not reported any matter under Section 143 (12) of the Act, therefore no detail is required to be disclosed under Section 134 (3)(f) of the Act.

There were no qualification/ adverse remark/ observation of the statutory Auditors relating to financial statement and they have given unmodified opinion report.

### **SECRETARIAL AUDIT REPORT**

Pursuant to the provisions of Section 204 and other applicable provisions of the Companies Act, 2013, Parikh & Associates, Practicing Company Secretaries Secretarial Auditors have issued the Secretarial Auditors' Report and their report is attached hereto as "**Annexure-A**".

### **SECRETARIAL STANDARDS**

The Company has devised proper systems to ensure compliance with the provisions of all applicable secretarial standards issued by the Institute of Company Secretaries of India and that such systems are adequate and operating effectively.

### **COST AUDITORS**

The provisions of section 148 are not applicable to the Company and accordingly the maintenance of cost records as specified by the Central Government under sub-section (1) of section 148 of the Companies Act, 2013, is not required.

### **PARTICULARS OF REMUNERATION TO EMPLOYEES**

Disclosures with respect to the remuneration of Directors, KMPs and employees as required under Section 197(12) of the Companies Act, 2013 read with Rule 5(1) of the Companies (Appointment and Remuneration of Managerial Personnel) Rules, 2014 are given in "**Annexure-B**" to this Report.

Details of employees remuneration as required under provisions of Section 197(12) of the Companies Act, 2013 read with Rule 5(2) & 5(3) of Companies (Appointment and Remuneration of Managerial Personnel) Rules, 2014 are available on your Company's website at (<https://www.rajabahadur.com/Dis.php>).

## **RELATED PARTY TRANSACTIONS**

The Board has framed a policy for related party transactions. Particulars of transactions with related parties pursuant to Section 134(3)(h) of the Act read with rule 8(2) of the Companies (Accounts) Rules, 2014 are given in Form AOC-2 and the same forms part of this report as “**Annexure-C**”.

## **CORPORATE SOCIAL RESPONSIBILITY (CSR)**

The provisions of Section 135 of the Companies Act, 2013 (“the Act”) read with Companies (Corporate Social Responsibility Policy) Rules, 2014 are not applicable to your Company.

## **DISCLOSURE UNDER THE SEXUAL HARASSMENT OF WOMEN AT WORKPLACE PREVENTION, PROHIBITION AND REDRESSAL) ACT, 2013**

The company has in place an Anti-Sexual Harassment Policy in line with the requirements of The Sexual Harassment of Women at Workplace (Prevention, Prohibition and Redressal) Act, 2013 and rules made thereunder. All employees (permanent, contractual, temporary, trainees) are covered under this policy.

The Company has complied with provisions relating to the constitution of Internal Complaints Committee under the Sexual Harassment of Women at Workplace (Prevention, Prohibition and Redressal) Act, 2013 and has not received any complaint of sexual harassment during the financial year 2023-24.

## **LISTING FEES**

The Company has paid the listing fees to BSE Limited for the year 2024-2025.

## **INSIDER TRADING REGULATIONS AND CODE OF DISCLOSURE**

The Board of Directors has adopted the Code of Practices and Procedures for Fair Disclosure of Unpublished Price Sensitive Information and Code of Internal Procedures and Conduct for Regulating, Monitoring and reporting of Trading by Insiders in accordance with the requirements of the SEBI (Prohibition of Insider Trading) Regulation, 2015 and is available on our website ([www.rajabhadur.com](http://www.rajabhadur.com))

## **PARTICULARS OF LOANS, GUARANTEES AND INVESTMENTS**

The Company has not given any loans or guarantees or made investments in contravention of the provisions of the Section 186 of the Companies Act, 2013. The details of the loans and guarantees given and investments made by the Company are provided in the notes to the financial statements.



## **CONSERVATION OF ENERGY, TECHNOLOGY ABSORPTION, FOREIGN EXCHANGE EARNINGS AND OUTGO**

In view of nature of business of the Company, particulars regarding conservation of energy and technology absorption are not given. However, the Company has taken various measures to conserve energy at all levels.

There was no foreign exchange earnings and outgo during the year under report.

## **CORPORATE GOVERNANCE REPORT**

As per SEBI (Listing Obligations and Disclosure Requirements) Regulations, 2015 Corporate Governance is not applicable to the Company.

## **SIGNIFICANT AND MATERIAL ORDERS PASSED BY THE REGULATORS OR COURTS**

No significant or material orders were passed by any regulator or court that would impact the going concern status of the Company and its future operations.

## **ACKNOWLEDGEMENT**

The Board of Directors are thankful to its Bankers and Institutions for the support and financial assistance from time to time.

Your Directors are pleased to place on record their sincere appreciation to all the employees of the Company whose untiring efforts have made achieving its goal possible. Your Directors wish to thank the Central and State Governments, customers, suppliers, business associates, shareholders for their continued support and for the faith reposed in your Company.

**For and on behalf of the Board**

**Shridhar Pittie**  
**DIN : 00562400**  
**Chairman & Managing Director**

**Place :- Mumbai**  
**Date :- May 28, 2024**

**DETAILS OF MEETINGS OF BOARD OF DIRECTORS AND COMMITTEES THEREOF HELD AND ATTENDED BY DIRECTORS DURING 2023-24**

**BOARD OF DIRECTORS -**

The dates of the meetings were 30.05.2023, 11.08.2023, 15.09.2023, 07.11.2023, 29.11.2023 and 14.02.2024.

<b>Composition</b>	<b>No. of Meetings attended</b>
1. Mr. Shridhar Pittie	6
2. Mr. Nayankumar C. Mirani	6
3. Mr. Mohan V. Tanksale	6
4. Mr. Sandeep G. Gokhale	6
5. Mrs. Ranjana Kaul	5

**AUDIT COMMITTEE -**

The dates of the meetings were 30.05.2023, 11.08.2023, 07.11.2023 and 14.02.2024.

<b>Composition</b>	<b>No. of Meetings attended</b>
1. Mr. Nayankumar C. Mirani	4
2. Mr. Shridhar Pittie	4
3. Mrs. Ranjana Kaul	4
4. Mr. Sandeep G. Gokhale	4
5. Mr. Mohan V. Tanksale	4

**NOMINATION AND REMUNERATION COMMITTEE -**

The date of the meetings were 30.05.2023 and 11.08.2024.

<b>Composition</b>	<b>No. of Meetings attended</b>
1. Mr. Nayankumar C. Mirani	2
2. Mr. Mohan V. Tanksale	2
3. Mr. Sandeep Gokhale	2
4. Mrs. Ranjana Kaul	2



## SHAREHOLDER / STAKEHOLDER RELATIONSHIP COMMITTEE -

The dates of the meetings were 07.11.2023

<b>Composition</b>	<b>No. of Meetings attended</b>
1. Mr. Shridhar Pittie	1
2. Mr. Nayankumar C. Mirani	1
3. Mr. Mohan V. Tanksale	1
4. Mr. Sandeep Gokhale	1



## ANNEXURE-A

### FORM No. MR-3

#### SECRETARIAL AUDIT REPORT

FOR THE FINANCIAL YEAR ENDED 31<sup>ST</sup> MARCH, 2024

(Pursuant to section 204 (1) of the Companies Act, 2013 and Rule No. 9 of the Companies (Appointment and Remuneration of Managerial Personnel) Rules, 2014)

To,  
The Members,  
Raja Bahadur International Limited

We have conducted the secretarial audit of the compliance of applicable statutory provisions and the adherence to good corporate practices by Raja Bahadur International Limited (hereinafter called "the Company"). Secretarial Audit was conducted in a manner that provided us a reasonable basis for evaluating the corporate conducts/statutory compliances and expressing our opinion thereon.

Based on our verification of the Company's books, papers, minute books, forms and returns filed and other records maintained by the Company, the information to the extent provided by the Company, its officers, agents and authorised representatives during the conduct of secretarial audit, the explanations and clarifications given to us and the representations made by the Management and considering the relaxations granted by the Ministry of Corporate Affairs and the Securities and Exchange Board of India, we hereby report that in our opinion, the Company has during the audit period covering the financial year ended on 31<sup>st</sup> March, 2024, generally complied with the statutory provisions listed hereunder and also that the Company has proper Board processes and compliance mechanism in place to the extent, in the manner and subject to the reporting made hereinafter:

We have examined the books, papers, minute books, forms and returns filed and other records made available to us and maintained by the Company for the financial year ended on 31<sup>st</sup> March, 2024 according to the applicable provisions of:

- (i) The Companies Act, 2013 (the Act) and the rules made thereunder;
- (ii) The Securities Contract (Regulation) Act, 1956 ('SCRA') and the rules made thereunder;
- (iii) The Depositories Act, 1996 and the Regulations and Bye-laws framed thereunder;

- (iv) Foreign Exchange Management Act, 1999 and the rules and regulations made thereunder to the extent of Foreign Direct Investment, Overseas Direct Investment and External Commercial Borrowings;
- (v) The following Regulations and Guidelines prescribed under the Securities and Exchange Board of India Act, 1992 ('SEBI Act')
  - (a) The Securities and Exchange Board of India (Substantial Acquisition of Shares and Takeovers) Regulations, 2011;
  - (b) The Securities and Exchange Board of India (Prohibition of Insider Trading) Regulations, 2015;
  - (c) The Securities and Exchange Board of India (Issue of Capital and Disclosure Requirements) Regulations, 2018 and amendments from time to time; (Not applicable to the Company during the audit period)
  - (d) The Securities and Exchange Board of India (Share Based Employee Benefits and Sweat Equity) Regulations, 2021; (Not applicable to the Company during the audit period)
  - (e) The Securities and Exchange Board of India (Issue and Listing of Non-Convertible Securities) Regulations, 2021; (Not applicable to the Company during the audit period)
  - (f) The Securities and Exchange Board of India (Registrars to an Issue and Share Transfer Agents) Regulations, 1993 regarding the Act and dealing with client;(Not applicable to the Company during the audit period)
  - (g) The Securities and Exchange Board of India (Delisting of Equity Shares) Regulations, 2021; (Not applicable to the Company during the audit period) and
  - (h) The Securities and Exchange Board of India (Buyback of Securities) Regulations, 2018; (Not applicable to the Company during the audit period)
- (vi) Other laws applicable specifically to the Company, namely:
  - (1) The Bombay Shops and Establishment Act, 1948;
  - (2) The Contract Labour (Regulation & Abolition) Act, 1970;
  - (3) Maharashtra Regional and Town Planning Act, 1966;
  - (4) The Environment (Protection) Act, 1986;
  - (5) Maharashtra Ownership of Flats (Regulation of Promotion of Construction, Sale, Management and Transfer) Act, 1963;
  - (6) The Real Estate (Registration and Development) Act, 2016.

We have also examined compliance with the applicable clauses of the following:

(i) Secretarial Standards issued by The Institute of Company Secretaries of India with respect to board and general meetings.

(ii) The Listing Agreements entered into by the Company with BSE Limited read with the Securities and Exchange Board of India (Listing Obligations and Disclosure Requirements) Regulations, 2015.

During the period under review, the Company has complied with the provisions of the Act, Rules, Regulations, Guidelines, standards etc. mentioned above.

We further report that:

The Board of Directors of the Company is duly constituted with proper balance of Executive Directors, Non-Executive Directors and Independent Directors. The changes in the composition of the Board of Directors that took place during the period under review were carried out in compliance with the provisions of the Act.

Adequate notice was given to all directors to schedule the Board Meetings, agenda and detailed notes on agenda were sent at least seven days in advance for meetings and a system exists for seeking and obtaining further information and clarifications on the agenda items before the meeting and for meaningful participation at the meeting.

Decisions at the Board Meetings were taken unanimously.

We further report that there are adequate systems and processes in the Company commensurate with the size and operations of the Company to monitor and ensure compliance with applicable laws, rules, regulations and guidelines etc.

We further report that during the audit period no events occurred which had bearing on the Company's affairs in pursuance of the above referred laws, rules, regulations, guidelines etc.

For Parikh & Associates  
Company Secretaries

Place: Mumbai  
Date: May 28, 2024

Signature:  
Name of Company Secretary: Jigyasa N. Ved  
Partner  
FCS No.: 6488 CP No.: 6018  
UDIN: F006488F000470481  
PR No.: 1129/2021

*This Report is to be read with our letter of even date which is annexed as Annexure A and Forms an integral part of this report.*





'Annexure A'

To,  
The Members  
Raja Bahadur International Limited

Our report of even date is to be read along with this letter.

1. Maintenance of secretarial record is the responsibility of the management of the Company. Our responsibility is to express an opinion on these secretarial records based on our audit.
2. We have followed the audit practices and process as were appropriate to obtain reasonable assurance about the correctness of the contents of the secretarial records. The verification was done on test basis to ensure that correct facts are reflected in secretarial records. We believe that the process and practices, we followed provide a reasonable basis for our opinion.
3. We have not verified the correctness and appropriateness of financial records and Books of Accounts of the Company.
4. Where ever required, we have obtained the Management Representation about the Compliance of laws, rules and regulations and happening of events etc.
5. The Compliance of the provisions of Corporate and other applicable laws, rules, regulations, standards is the responsibility of management. Our examination was limited to the verification of procedure on test basis.
6. The Secretarial Audit report is neither an assurance as to the future viability of the Company nor of the efficacy or effectiveness with which the management has conducted the affairs of the Company.

For Parikh & Associates  
Company Secretaries

Place: Mumbai  
Date: May 28, 2024

Signature:  
Name of Company Secretary: Jigyasa N. Ved  
Partner  
FCS No.: 6488 CP No.: 6018  
UDIN: F006488F000470481  
PR No.: 1129/2021



**ANNEXURE-B**

**DISCLOSURE IN DIRECTORS' REPORT PURSUANT TO SECTION 197(12) OF THE COMPANIES ACT, 2013 READ WITH RULE 5 (1) OF THE COMPANIES (APPOINTMENT AND REMUNERATION OF MANAGERIAL PERSONNEL), RULES, 2014 -**

Sr. No.	REQUIREMENTS	DISCLOSURE	
		Name of Director	Ratio
1.	The ratio of the remuneration of each director to the median remuneration of the employees of the company for the financial year	1. Shridhar Pittie	42.49%
		<p>1. The median remuneration of employees of the Company was Rs.3.28 lakhs.</p> <p>2. For this purpose, Sitting Fees paid to the Directors have not been considered as remuneration.</p>	
2.	The percentage increase in remuneration of each director, Chief Financial Officer and Company Secretary in the financial year	<p>1. There is 60% increase in monthly remuneration of the Director during the financial year 2023-24.</p> <p>2. There is no increase in monthly-remuneration of Chief Financial Officer and 56% increase Company Secretary during the financial year 2023-24.</p>	
3.	The percentage increase in the median remuneration of employees in the financial year	There is -1.10% decrease in the median remuneration of employees in the financial year.	
4.	The number of permanent employees on the rolls of company.	There were 35 employees as on March 31, 2024.	
5.	Average percentage increase already made in the salaries of employees other than the managerial personnel in the last financial year and its comparison with the percentage increase in the managerial remuneration and justification thereof and point out if there are any exceptional circumstances for increase in the managerial remuneration	There is 7.72% increase in remuneration made in the salaries of employees.	



6.	Affirmation that the remuneration is as per the remuneration policy of the Company	The Company affirms remuneration is as per the remuneration policy of the Company.
----	--	--

The Company is having one employee who is drawing remuneration more than Rs. 1.20 crore.

**For and on behalf of the Board**

**Shridhar Pittie**  
**DIN : 00562400**  
**Chairman & Managing Director**

**Place :- Mumbai**  
**Date :-May 28, 2024**



ANNEXURE-C

**Form No. AOC-2**

(Pursuant to clause (h) of sub-section (3) of section 134 of the Act and Rule 8(2) of the Companies (Accounts) Rules, 2014)

Form for disclosure of particulars of contracts/arrangements entered into by the company with related parties referred to in sub-section (1) of section 188 of the Companies Act, 2013 including certain arm's length transactions under third proviso thereto

**1. Details of contracts or arrangements or transactions not at arm's length basis: -**

Sr. No		Details	
(a)	Name(s) of the related party and nature of relationship:	Mr. Umang S. Pittie, Son of Mr. Shridhar Pittie, Chairman & Managing Director.	Mr. Vaibhav S. Pittie, Son of Mr. Shridhar Pittie, Chairman & Managing Director.
(b)	Nature of contracts/arrangements/transactions:	Remuneration to Vice - President	Remuneration to Associates Vice-President
(c)	Duration of the contracts / arrangements/transactions:	During the year under review	During the year under review
(d)	Salient terms of the contracts or arrangements or transactions including the value, if any:	Remuneration of Rs. 50.40 lakhs paid as per term of his appointment	Remuneration of Rs. 46.20 lakhs paid as per term of his appointment
(e)	Date(s) of approval by the Board:	29.05.2014	14.08.2015
(f)	Amount paid as advances, if any:	Nil	Nil

**2. Details of material contracts or arrangement or transactions at arm's length basis: NIL**

**For and on behalf of the Board**

**Shridhar Pittie**  
**DIN : 00562400**  
**Chairman & Managing Director**

**Place :- Mumbai**  
**Date :- May 28, 2024**

**ANNEXURE-D**

**FORM AOC-1**

**Statement containing salient features of the financial statement of Subsidiaries / Associate Companies / Joint Ventures**

*[Pursuant to first proviso to sub-section (3) of Section 129 read with Rule 5 of Companies (Accounts) Rules, 2014]*

**Part "A": Subsidiaries -**

Rs. in Lakhs

Sr. No.		
1	Name of the subsidiary/ies	Raja Bahadurs Realty Limited
2	Reporting period for the subsidiary concerned, if different from the Holding Company's reporting period	N.A
3	Reporting currency and exchange rate as on the last date of the relevant financial year in the case of foreign subsidiaries	N.A.
4	Share Capital	5.00
5	Reserves & Surplus	41.39
6	Total Assets	58.98
7	Total Liabilities	58.98
8	Investments	0
9	Turnover	0
10	Profit / (Loss) before taxation	(2.73)
11	Provision for taxation / (Deferred Tax)	(0.84)
12	Profit / (Loss) after taxation	(1.89)
13	Proposed Dividend	Nil
14	% of shareholding	100%
15	Names of subsidiaries which are yet to commence operations	N.A.
16	Names of subsidiaries which have been liquidated or sold during the year	N.A.



**Part "B": Associates and Joint Ventures**

**Statement pursuant to Section 129 (3) of the Companies Act, 2013 related to  
Associate Companies and Joint Ventures  
Not Applicable**

**For and on behalf of the Board**

<b>S. N. PITTIE</b>	<b>N. C.</b>	<b>M. V.</b>	<b>SANDEEP</b>	<b>RANJANA</b>
<b>Chairman &amp; Managing Director</b>	<b>MIRANI</b>	<b>TANKSALE</b>	<b>GOKHALE</b>	<b>KAUL</b>
<b>DIN: 00562400</b>	<b>Director</b>	<b>Director</b>	<b>Director</b>	<b>Director</b>
	<b>DIN:00045197</b>	<b>DIN: 02971181</b>	<b>DIN:0693885</b>	<b>DIN: 07122917</b>

**Place: Mumbai**  
**Date :- May 28, 2024**

**S.K. JHUNJHUNWALA**  
**Chief Financial Officer**  
**PAN: AANPJ8982D**

**AKASH JOSHI**  
**Company Secretary**  
**ACS No: 40356**

## **Independent Auditor's Report**

To,  
The Members of  
**Raja Bahadur International Limited**  
**Report on the Audit of the Standalone Financial Statements**

### **Opinion**

We have audited the financial statements of **Raja Bahadur International Limited** ("the Company"), which comprise the balance sheet as at 31st March 2024, and the statement of Profit and Loss, the statement of changes in equity and statement of cash flows for the year then ended, and notes to the financial statements, including a summary of significant accounting policies and other explanatory information.

In our opinion and to the best of our information and according to the explanations given to us, the aforesaid financial statements give the information required by the Act in the manner so required and give a true and fair view in conformity with the accounting principles generally accepted in India, of the state of affairs of the Company as at 31st March, 2024, its profit/loss and its cash flows for the year ended on that date.

### **Basis for Opinion**

We conducted our audit in accordance with the Standards on Accounting (SAs) specified under section 143(10) of the Companies Act, 2013. Our responsibilities under those Standards are further described in the Auditor's Responsibilities for the Audit of the Financial Statements section of our report. We are independent of the Company in accordance with the Code of Ethics issued by the Institute of Chartered Accountants of India together with the ethical requirements that are relevant to our audit of the financial statements under the provisions of the Companies Act, 2013 and the Rules thereunder, and we have fulfilled our other ethical responsibilities in accordance with these requirements and the Code of Ethics. We believe that the audit evidence we have obtained is sufficient and appropriate to provide a basis for our opinion.

### **Key Audit Matters**

Key audit matters are those matters that, in our professional judgment, were of most significance in our audit of the standalone financial statements of the current period. These matters were addressed in the context of our audit of the standalone financial statements as a whole, and in forming our opinion thereon, and we do not provide a separate opinion on these matters.

### **Information other than the financial statements and auditors' report thereon**

The Company's board of directors is responsible for the preparation of the other information. The other information comprises the information included in the Board's Report including Annexures to Board's Report but does not include the financial statements and our auditor's report thereon.

Our opinion on the financial statements does not cover the other information and we do not express any form of assurance conclusion thereon.

In connection with our audit of the financial statements, our responsibility is to read the other information and, in doing so, consider whether the other information is materially inconsistent with the financial statements or our knowledge obtained during the course of our audit or otherwise appears to be materially misstated.

If, based on the work we have performed, we conclude that there is a material misstatement of this other information, we are required to report that fact. We have nothing to report in this regard.

### **Responsibilities of Management and Those Charged with Governance for the Financial Statements**

The Company's Board of Directors is responsible for the matters stated in section 134(5) of the Companies Act, 2013 ("the Act") with respect to the preparation of these financial statements that give a true and fair view of the financial position, financial performance and cash flows of the Company in accordance with the accounting principles generally accepted in India, including the Indian Accounting Standards (Ind AS) specified under section 133 of the Act. This responsibility also includes maintenance of adequate



accounting records in accordance with the provisions of the Act for safeguarding of the assets of the Company and for preventing and detecting frauds and other irregularities; selection and application of appropriate accounting policies; making judgments and estimates that are reasonable and prudent; and design, implementation and maintenance of adequate internal financial controls, that were operating effectively for ensuring the accuracy and completeness of the accounting records, relevant to the preparation and presentation of the financial statements that give a true and fair view and are free from material misstatement, whether due to fraud or error.

In preparing the financial statements, management is responsible for assessing the Company's ability to continue as a going concern, disclosing, as applicable, matters related to going concern and using the going concern basis of accounting unless management either intends to liquidate the Company or to cease operations, or has no realistic alternative but to do so.

Those Board of Directors are also responsible for overseeing the Company's financial reporting process.

### **Auditor's Responsibilities for the Audit of the Financial Statements**

Our objectives are to obtain reasonable assurance about whether the financial statements as a whole are free from material misstatement, whether due to fraud or error, and to issue an auditor's report that includes our opinion. Reasonable assurance is a high level of assurance, but is not a guarantee that an audit conducted in accordance with SAs will always detect a material misstatement when it exists. Misstatements can arise from fraud or error and are considered material if, individually or in the aggregate, they could reasonably be expected to influence the economic decisions of users taken on the basis of these financial statements.

As part of an audit in accordance with SAs, we exercise professional judgment and maintain professional skepticism throughout the audit. We also:

- Identify and assess the risks of material misstatement of the financial statements, whether due to fraud or error, design and perform audit procedures responsive to those risks, and obtain audit evidence that is sufficient and appropriate to provide a basis for our opinion. The risk of not detecting a material misstatement resulting from fraud is higher than for one resulting from error, as fraud may involve

collusion, forgery, intentional omissions, misrepresentations, or the override of internal control.

- Obtain an understanding of internal control relevant to the audit in order to design audit procedures that are appropriate in the circumstances. Under section 143(3)(i) of the Companies Act, 2013, we are also responsible for expressing our opinion on whether the company has adequate internal financial controls system in place and the operating effectiveness of such controls.
- Evaluate the appropriateness of accounting policies used and the reasonableness of accounting estimates and related disclosures made by management.
- Conclude on the appropriateness of management's use of the going concern basis of accounting and, based on the audit evidence obtained, whether a material uncertainty exists related to events or conditions that may cast significant doubt on the Company's ability to continue as a going concern. If we conclude that a material uncertainty exists, we are required to draw attention in our auditor's report to the related disclosures in the financial statements or, if such disclosures are inadequate, to modify our opinion. Our conclusions are based on the audit evidence obtained up to the date of our auditor's report. However, future events or conditions may cause the Company to cease to continue as a going concern.
- Evaluate the overall presentation, structure and content of the financial statements, including the disclosures, and whether the financial statements represent the underlying transactions and events in a manner that achieves fair presentation.

Materiality is the magnitude of misstatements in the standalone financial statements that, individually or in aggregate, makes it probable that the economic decisions of a reasonably knowledgeable user of the standalone financial statements may be influenced. We consider quantitative materiality and qualitative factors in (i) planning the scope of our audit work and in evaluating the results of our work; and (ii) to evaluate the effect of any identified misstatements in the standalone financial statements.

We communicate with those charged with governance regarding, among other matters, the planned scope and timing of the audit and significant audit findings, including any significant deficiencies in internal control that we identify during our audit.

We also provide those charged with governance with a statement that we have complied with relevant ethical requirements regarding independence, and to

communicate with them all relationships and other matters that may reasonably be thought to bear on our independence, and where applicable, related safeguards.

### **Report on Other Legal and Regulatory Requirements**

1. As required by the Companies (Auditor's Report) Order, 2020 ("the Order"), issued by the Central Government of India in terms of sub-section (11) of section 143 of the Companies Act, 2013, we give in the 'Annexure A', a statement on the matters specified in paragraphs 3 and 4 of the Order, to the extent applicable.
2. As required by Section 143 (3) of the Act, we report that:
  - a) We have sought and obtained all the information and explanations which to the best of our knowledge and belief were necessary for the purposes of our audit.
  - b) In our opinion, proper books of account as required by law have been kept by the Company so far as it appears from our examination of those books.
  - c) The Balance Sheet, the Statement of Profit and Loss and the Cash Flow Statement dealt with by this Report are in agreement with the books of account.
  - d) In our opinion, the aforesaid financial statements comply with the Indian Accounting Standards (Ind AS) specified under Section 133 of the Act, read with Rule 7 of the Companies (Accounts) Rules, 2014.
  - e) On the basis of the written representations received from the directors as on 31st March, 2023 taken on record by the Board of Directors, none of the directors is disqualified as on 31st March, 2023 from being appointed as a director in terms of Section 164 (2) of the Act.
  - f) With respect to the adequacy of the internal financial controls with reference to financial statements of the Company and the operating effectiveness of such controls, refer to our separate Report in 'Annexure B'.
  - g) With respect to the matter to be included in the Auditor's Report under section 197(16), In our opinion and according to the information and explanations given to us, the remuneration paid by the Company to its directors during the current year is in accordance with the provisions of section 197 of the Act. The remuneration paid to any director is not in excess of the limit laid down under section 197 of the Act.
  - h) With respect to the other matters to be included in the Auditor's Report in accordance with Rule 11 of the Companies (Audit and Auditors) Rules, 2014,

in our opinion and to the best of our information and according to the explanations given to us:

- i. The Company does not have any pending litigations which would impact its financial position.
- ii. The Company did not have any long-term contracts including derivative contracts for which there were any material foreseeable losses.
- iii. There were no amounts which were required to be transferred to the Investor Education and Protection Fund by the Company
- iv. (a) The management has represented that, to the best of its knowledge and belief, no funds have been advanced or loaned or invested (either from borrowed funds or share premium or any other sources or kind of funds) by the company to or in any other person(s) or entity(ies), including foreign entities (“Intermediaries”), with the understanding, whether recorded in writing or otherwise, that the Intermediary shall, whether, directly or indirectly lend or invest in other persons or entities identified in any manner whatsoever by or on behalf of the company (“Ultimate Beneficiaries”) or provide any guarantee, security or the like on behalf of the Ultimate Beneficiaries;  
(b) The management has represented, that, to the best of it’s knowledge and belief, no funds have been received by the company from any person(s) or entity(ies), including foreign entities (“Funding Parties”), with the understanding, whether recorded in writing or otherwise, that the company shall, whether, directly or indirectly, lend or invest in other persons or entities identified in any manner whatsoever by or on behalf of the Funding Party (“Ultimate Beneficiaries”) or provide any guarantee, security or the like on behalf of the Ultimate Beneficiaries; and  
(c) Based on such audit procedures that have been considered reasonable and appropriate in the circumstances, nothing has come to our notice that has caused us to believe that the representations under sub-clause (i) and (ii) of Rule 11(e), as provided under (a) and (b) above, contain any material mis-statement.
- v. No dividend has been declared or paid during the year by the company.
- vi. Based on our examination, which included test checks, the Company has used an accounting software Tally for maintaining its books of account for the year ended March 31, 2024 which has a feature of recording audit trail (edit log) facility and the same has operated throughout the year for all relevant transactions recorded in the software. Further, during the course of

our audit, we did not come across any instance of audit trail feature being tampered with.

As proviso to Rule 3(1) of the Companies (Accounts) Rules, 2014 is applicable from April 1, 2023, reporting under Rule 11 (g) of the Companies (Audit and Auditors) Rules, 2014 on preservation of audit trail as per the statutory requirements for record retention is not applicable for the year ended March 31,2024.

**For JAIN P.C. & ASSOCIATES**  
Chartered Accountants  
ICAI Firm Reg. No.: 126313W

**KARAN R RANKA**

Partner

Membership No.: 136171

UDIN:-24136171BKEYQN9051

Date: 28/05/2024

Place: Ahmedabad

## Annexure 'A'

The Annexure referred to in paragraph 1 of Our Report on "Other Legal and Regulatory Requirements".

We report that:

- i. a) A. The company is maintaining proper records showing full particulars, including quantitative details and situation of Property, Plant and Equipment;  
B. The company is maintaining proper records showing full particulars of intangible assets;
- b) As explained to us, Property, Plant and Equipment have been physically verified by the management at reasonable intervals; no material discrepancies were noticed on such verification;
- c) According to the information and explanation given to us and the title deeds and other records examined by us, we report that the title deeds in respect of all immovable properties have been disclosed in the financial statements and it is held in the Company's name as at the balance-sheet date.
- d) The company has not revalued its Property, Plant and Equipment (including Right of Use assets) or intangible assets or both during the year.
- e) As explained to us, no proceedings have been initiated or are pending against the company for holding any benami property under the Benami Transactions (Prohibition) Act, 1988 (45 of 1988) and rules made thereunder.
- ii. a) The inventory of the Company represents construction in progress of real estate property which includes land and development related costs, consumption of material and labour costs, legal and professional fees and other incidental costs. The company does not hold any other physical inventory. Hence the paragraph 3(ii) of the order is not applicable to the company.
- b) The Company has not been sanctioned working capital limits in excess of five crores in aggregate from banks or financial institutions during any point of time of the year on the basis of security of current assets. Accordingly, the requirement to report

- on clause 3(ii)(b) of the Order is not applicable to the Company
- iii. a) During the year the company has not made investments in, nor provided any guarantee or security or granted any loans or advances in the nature of loans, secured or unsecured, to companies, firms, Limited Liability Partnerships or any other parties.
  - b) The company has not granted any loans or advances in the nature of loans either repayable on demand or without specifying any terms or period of repayment.
  - iv. In our opinion and according to the information and explanation given to us, the company has not given any loan, made investment, given any guarantee, provided any security under Provision of the Section 185 and 186 of the Companies Act, 2013. Hence paragraph 3(iv) is not applicable to the company.
  - v. The company has not accepted any deposits or amounts which are deemed to be deposits covered under sections 73 to 76 of the Companies Act, 2013.
  - vi. The Central Government has not prescribed the maintenance of cost records under section 148(1) of the Act, for any activity carried out by the Company. Accordingly, paragraph 3(vi) of the order is not applicable to the Company.
  - vii. a) According to the records made available to us, company is regular in depositing undisputed statutory dues including Goods and Services Tax, provident fund, employees' state insurance, income-tax, sales-tax, service tax, duty of customs, duty of excise, value added tax, cess and any other statutory dues to the appropriate authorities. According to the information and explanation given to us there were no outstanding statutory dues as on 31st of March, 2023 for a period of more than six months from the date they became payable.
  - b) According to the information and explanations given to us, there is no statutory dues referred to in sub-clause (a) that have not been deposited on account of any dispute.
  - viii. According to the information and explanations given by the management, no transactions not recorded in the books of account have been surrendered or disclosed as income during the year in the tax assessments under the Income Tax Act, 1961.

- ix. a) In our opinion and according to the information and explanations given by the management, we are of the opinion that the company has not defaulted in repayment of loans or other borrowings or in the payment of interest thereon to any lender.
- b) According to the information and explanations given by the management, the company is not declared willful defaulter by any bank or financial institution or other lender;
- c) In our opinion and according to the information and explanations given by the management, the Company has utilized the money obtained by way of term loans during the year for the purposes for which they were obtained.
- d) In our opinion and according to the information and explanations given by the management, funds raised on short term basis have not been utilized for long term purposes.
- e) In our opinion and according to the information and explanations given by the management, the company has not taken any funds from any entity or person on account of or to meet the obligations of its subsidiaries, associates or joint ventures,
- f) In our opinion and according to the information and explanations given by the management, the company has not raised loans during the year on the pledge of securities held in its subsidiaries, joint ventures or associate companies.
- x. a) The company has not raised any money by way of initial public offer or further public offer (including debt instruments) during the year.
- b) The company has not made any preferential allotment or private placement of shares or convertible debentures (fully, partially or optionally convertible) during the year.
- xi. a) According to the information and explanations given by the management, no fraud by the company or any fraud on the company has been noticed or reported during the year;
- b) No report under sub-section (12) of section 143 of the Companies Act has been filed by the auditors in Form ADT-4 as prescribed under rule 13 of Companies (Audit and Auditors) Rules, 2014 with the Central Government;
- c) According to the information and explanations given to us by the management, no whistle-blower complaints had been received by the company



- xii. The company is not a Nidhi Company. Therefore, clause xii is not applicable on the company.
- xiii. According to the information and explanations given to us, all transactions with the related parties are in compliance with sections 177 and 188 of Companies Act, where applicable and the details have been disclosed in the financial statements, etc., as required by the Indian Accounting Standards (Ind AS);
- xiv. In our opinion and based on our examination, the company have an internal audit system which commensurate with the size and nature of its business, and the reports of the Internal Auditors for the period under audit were also considered by the Statutory Auditor.
- xv. On the basis of the information and explanations given to us, in our opinion during the year the company has not entered into any non-cash transactions with directors or persons connected with him.
- xvi. a) In our Opinion and based on our examination, the Company is not required to be registered under section 45-IA of the Reserve Bank of India Act, 1934 (2 of 1934).  
b) In our Opinion and based on our examination, the Company has not conducted any Non-Banking Financial or Housing Finance activities without a valid Certificate of Registration (CoR) from the Reserve Bank of India as per the Reserve Bank of India Act, 1934,  
c) In our Opinion and based on our examination, the Company is not a Core Investment Company (CIC) as defined in the regulations made by the Reserve Bank of India.  
d) According to the information and explanations given by the management, the Group does not have any CIC as part of the Group.
- xvii. The company has incurred cash Profit of 326.04 Lacs in the current financial year and cash losses 577.48 Lacs in the immediately preceding financial year.
- viii. There has not been any resignation of the statutory auditors during the year.
- xix. On the information obtained from the management and audit procedures performed and on the basis of the financial ratios, ageing and expected dates of realization of financial assets and payment of financial liabilities, other information accompanying the financial statements, the auditor's knowledge of the Board of

Directors and management plans, we are of the opinion that no material uncertainty exists as on the date of the audit report that company is capable of meeting its liabilities existing at the date of balance sheet as and when they fall due within a period of one year from the balance sheet date;

- xx. Based on our examination, the provision of section 135 is not applicable on the company. Hence this clause is not applicable on the company.
- xxi. The requirement of clause 3(xxi) is not applicable in respect of Standalone Financial Statements.

**For JAIN P.C. & ASSOCIATES**  
Chartered Accountants  
ICAI Firm Reg. No.: 126313W

**KARAN R RANKA**

Partner

Membership No.: 136171

UDIN:-24136171BKEYQN9051

Date: 28/05/2024

Place: Ahmedabad

## **Annexure 'B'**

### **Report on Internal Financial Controls with reference to Standalone financial statements**

#### **Report on the Internal Financial Controls under Clause (i) of Sub-section 3 of Section 143 of the Companies Act, 2013 ("the Act")**

We have audited the internal financial controls over financial reporting of **Raja Bahadur International Limited** ("the Company") as of March 31, 2024 in conjunction with our audit of the standalone financial statements of the Company for the year ended on that date.

#### **Opinion**

In our opinion, to the best of our information and according to the explanations given to us, the Company has, in all material respects, an adequate internal financial controls system over financial reporting and such internal financial controls over financial reporting were operating effectively as at March 31, 2024, based on the internal control over financial reporting criteria established by the Company considering the essential components of internal control stated in the Guidance Note on Audit of Internal Financial Controls Over Financial Reporting issued by the Institute of Chartered Accountants of India.

#### **Management's Responsibility for Internal Financial Controls**

The Company's management is responsible for establishing and maintaining internal financial controls based on the internal control over financial reporting criteria established by the Company considering the essential components of internal control stated in the Guidance Note on Audit of Internal Financial Controls Over Financial Reporting issued by the Institute of Chartered Accountants of India. These responsibilities include the design, implementation and maintenance of adequate internal financial controls that were operating effectively for ensuring the orderly and efficient conduct of its business, including adherence to company's policies, the safeguarding of its assets, the prevention and detection of frauds and errors, the accuracy and completeness of the accounting records, and the timely preparation of reliable financial information, as required under the Companies Act, 2013.

## **Auditors' Responsibility**

Our responsibility is to express an opinion on the Company's internal financial controls over financial reporting based on our audit. We conducted our audit in accordance with the Guidance Note on Audit of Internal Financial Controls Over Financial Reporting (the "Guidance Note") and the Standards on Auditing, issued by ICAI and deemed to be prescribed under section 143(10) of the Companies Act, 2013, to the extent applicable to an audit of internal financial controls, both applicable to an audit of Internal Financial Controls and, both issued by the Institute of Chartered Accountants of India. Those Standards and the Guidance Note require that we comply with ethical requirements and plan and perform the audit to obtain reasonable assurance about whether adequate internal financial controls over financial reporting was established and maintained and if such controls operated effectively in all material respects.

Our audit involves performing procedures to obtain audit evidence about the adequacy of the internal financial controls system over financial reporting and their operating effectiveness. Our audit of internal financial controls over financial reporting included obtaining an understanding of internal financial controls over financial reporting, assessing the risk that a material weakness exists, and testing and evaluating the design and operating effectiveness of internal control based on the assessed risk. The procedures selected depend on the auditor's judgement, including the assessment of the risks of material misstatement of the financial statements, whether due to fraud or error. We believe that the audit evidence we have obtained is sufficient and appropriate to provide a basis for our audit opinion on the Company's internal financial controls system over financial reporting.

## **Meaning of Internal Financial Controls over Financial Reporting**

A company's internal financial control over financial reporting is a process designed to provide reasonable assurance regarding the reliability of financial reporting and the preparation of financial statements for external purposes in accordance with generally accepted accounting principles. A company's internal financial control over financial reporting includes those policies and procedures that

1. pertain to the maintenance of records that, in reasonable detail, accurately and fairly reflect the transactions and dispositions of the assets of the company;
2. provide reasonable assurance that transactions are recorded as necessary to permit preparation of financial statements in accordance with generally accepted

accounting principles, and that receipts and expenditures of the company are being made only in accordance with authorizations of management and directors of the company; and

3. provide reasonable assurance regarding prevention or timely detection of unauthorized acquisition, use, or disposition of the company's assets that could have a material effect on the financial statements.

### **Inherent Limitations of Internal Financial Controls over Financial Reporting**

Because of the inherent limitations of internal financial controls over financial reporting, including the possibility of collusion or improper management override of controls, material misstatements due to error or fraud may occur and not be detected. Also, projections of any evaluation of the internal financial controls over financial reporting to future periods are subject to the risk that the internal financial control over financial reporting may become inadequate because of changes in conditions, or that the degree of compliance with the policies or procedures may deteriorate.

**For JAIN P.C. & ASSOCIATES**  
Chartered Accountants  
ICAI Firm Reg. No.: 126313W

**KARAN R RANKA**  
Partner

Membership No.: 136171

UDIN:-24136171BKEYQN9051

Date: 28/05/2024

Place: Ahmedabad

STANDALONE BALANCE SHEET AS AT 31 MARCH 2024

(Rs. in Lakhs)

Particulars	Note No.	As at 31st March 2024	As at 31st March 2023
<b>ASSETS</b>			
Non-Current Assets			
Property, Plant and Equipment and Intangible Assets	2	9,230.68	4,848.53
Capital work-in-progress	3	3,468.06	5,185.85
Financial Assets			
- Investments	4	2.50	2.50
- Others	5	11.10	11.10
Deferred Tax Assets (net)	6	1,733.32	1,769.89
<b>TOTAL (A)</b>		<b>14,445.66</b>	<b>11,817.86</b>
Current Assets			
Inventories	7	6.39	52.77
Financial Assets			
- Investments	8	657.41	326.21
- Trade Receivable	9	990.44	656.39
- Cash and cash equivalents	10	352.76	1,286.25
- Loans	11	4.46	3.49
Other Current Assets	12	1,788.47	1,678.88
<b>TOTAL (B)</b>		<b>3,799.94</b>	<b>4,003.99</b>
<b>TOTAL ASSETS (A) + (B)</b>		<b>18,245.59</b>	<b>15,821.85</b>
<b>EQUITY AND LIABILITIES</b>			
<b>EQUITY</b>			
Equity Share Capital	13	250.00	250.00
Other Equity	13.1	979.45	861.65
<b>TOTAL (A)</b>		<b>1,229.45</b>	<b>1,111.65</b>
<b>LIABILITIES</b>			
<b>Non-Current Liabilities:-</b>			
Financial Liabilities			
- Long term Borrowings	14	13,292.29	10,660.20
- Others	15	475.84	330.32
Deferred Tax Liabilities (net)			
Provisions	16	9.07	6.45
Other Non Current Liabilities	17	162.28	164.57
<b>TOTAL (B)</b>		<b>13,939.47</b>	<b>11,161.54</b>
<b>Current Liabilities:-</b>			
Financial Liabilities			
- Short term Borrowings	14	1,962.78	2,001.38
- Trade payables	18	681.24	1,147.22
- Others	19	193.17	106.84
Provisions	20	150.02	131.22
Other Current Liabilities	21	89.46	162.00
<b>TOTAL (C)</b>		<b>3,076.67</b>	<b>3,548.66</b>
<b>TOTAL EQUITY AND LIABILITIES (A) + (B) + (C)</b>		<b>18,245.59</b>	<b>15,821.85</b>
Summary of Significant accounting policies	1		
The accompanying notes form an integral part of the financial statements	2 to 36		

As per our report of even date

For and on behalf of the Board of Directors of  
RAJA BAHADUR INTERNATIONAL LIMITED

For Jain P.C. & Associates  
Chartered Accountants  
Firm Registration No. 126313W

S.N. PITTIE  
Chairman & Managing Director  
DIN: 00562400

Karan R Ranka  
Partner  
Membership Number: 136171

N.C. MIRANI  
Director  
DIN: 00045197

MOHAN V. TANKSALE  
Director  
DIN: 02971181

SANDEEP GOKHALE  
Director  
DIN: 00693885

RANJANA KAUL  
Director  
DIN: 07122917

Place: Mumbai  
Date: 28/05/2024

S.K. JHUNJHUNWALA  
Chief Financial Officer

AKASH JOSHI  
Company Secretary

STANDALONE STATEMENT OF PROFIT AND LOSS FOR THE PERIOD ENDED 31 MARCH 2024

(Rs. in Lakhs)

Particulars	Note No.	For the year ended 31st March 2024	For the year ended 31st March 2023
Revenue from operations	23	2,122.71	1,887.74
Other income	24	178.63	90.95
<b>TOTAL INCOME (I)</b>		<b>2,301.34</b>	<b>1,978.69</b>
<b>EXPENSES</b>			
Cost of construction including cost of land and material / TDR consumed	25	-	191.69
Purchase of Stock in Trade	26	12.06	70.85
Change in Inventories of finished goods, Stock-in- Trade and Work in Progress	27	0.36	315.80
Employee benefits expenses	28	246.85	260.96
Finance costs	29	1,009.51	931.62
Depreciation	2	160.87	111.30
Other expenses	30	706.52	785.25
<b>TOTAL EXPENSES (II)</b>		<b>2,136.17</b>	<b>2,667.47</b>
<b>Profit / (Loss) before tax - (I) - (II)</b>		<b>165.17</b>	<b>-688.78</b>
<b>Less: Tax Expense</b>			
Current tax		-	-
Deferred tax	6	39.29	-62.05
(Excess) provision of earlier years			
MAT credit written off earlier years			
<b>Total Tax Expenses</b>		<b>39.29</b>	<b>-62.05</b>
<b>PROFIT/(LOSS) FOR THE YEAR</b>		<b>125.88</b>	<b>-626.73</b>
<b>OTHER COMPREHENSIVE INCOME</b>			
Items that will not be reclassified subsequently to profit or loss			
- (Gain)/Loss on fair value of defined benefit plans as per actuarial valuation		10.79	-1.55
- Tax effect on above		-2.72	0.39
<b>Total Other Comprehensive (Income)/ loss</b>		<b>8.08</b>	<b>-1.16</b>
<b>Total Comprehensive income / (loss)</b>		<b>117.80</b>	<b>-625.57</b>
<b>Earnings per Equity share (Face Value Rs. 100)</b>			
(1) Basic	36	47.12	-250.22
(2) Diluted	36	47.12	-250.22
Summary of Significant Accounting Policies	1		
The accompanying notes form an integral part of the financial statements	2 to 36		

As per our report of even date

For and on behalf of the Board of Directors of  
RAJA BAHADUR INTERNATIONAL LIMITED

For Jain P.C. & Associates  
Chartered Accountants  
Firm Registration No. 126313W

S.N. PITTIE  
Chairman & Managing Director  
DIN: 00562400

Karan R Ranka  
Partner  
Membership Number: 136171

N.C. MIRANI  
Director  
DIN: 00045197

MOHAN V. TANKSALE  
Director  
DIN: 02971181

SANDEEP GOKHALE  
Director  
DIN: 00693885

RANJANA KAUL  
Director  
DIN: 07122917

Place: Mumbai  
Date: 28/05/2024

S.K. JHUNJHUNWALA  
Chief Financial Officer

AKASH JOSHI  
Company Secretary

STANDALONE STATEMENT OF CASH FLOW FOR THE PERIOD ENDED 31 MARCH 2024

(Rs. In Lakh)

Particulars	As at 31st March 2024	As at 31st March 2023
	<b>(Audited)</b>	<b>(Audited)</b>
<b>A. CASH FLOWS FROM OPERATING ACTIVITIES</b>		
Operating Profit Before Exceptional Item	165.17	(688.78)
<b>Adjustments for:-</b>		
Depreciation and amortization expense	160.87	111.30
(Profit)/ Loss from Exchange of Assets	20.19	0.00
Dividend income	(0.08)	(0.05)
Net Gain/loss on Financial Assets FVTPL	(44.75)	(30.39)
Net Gain/loss on sale of Fixed Assets	0.00	0.00
Interest income	(109.59)	(37.29)
Finance cost	1009.51	931.62
<b>Operating Profit Before Changes in Assets and Liabilities</b>	<b>1,201.32</b>	<b>286.40</b>
<b>Changes in Assets and Liabilities</b>		
Inventories	46.38	638.65
Loan & Other financial assets	(0.98)	(1.93)
Trade Receivable	(334.05)	599.88
other current assets	(109.59)	(762.28)
Trade payables	(465.98)	293.55
Other financial liabilities	231.85	(271.64)
Non financial liabilities and provisions	(53.42)	134.41
Cash generated from operations	<b>(685.80)</b>	<b>630.65</b>
Direct taxes paid (Net of refunds received)	(10.79)	1.55
<b>NET CASH GENERATED BY OPERATING ACTIVITIES</b>	<b>504.73</b>	<b>918.61</b>
<b>B. CASH FLOWS FROM INVESTING ACTIVITIES</b>		
Investment in fixed assets & Capital Work in Progress	(2915.44)	(3705.57)
Proceed from Exchange of Assets	-20.19	-
Dividend Received	0.08	0.05
Redemption of Mutual Fund	(331.20)	136.57
Sales of Fixed assets	90.19	-
Net Gain/loss on Financial Assets FVTPL	44.75	30.39
Interest received	109.59	37.29
<b>NET CASH (PROVIDED BY) INVESTING ACTIVITIES</b>	<b>(3022.21)</b>	<b>(3501.27)</b>
<b>C. CASH FLOWS FROM FINANCING ACTIVITIES</b>		
Proceeds from non current borrowings	2,632.09	5,221.64
Proceeds from / (repayment of) current borrowings (net)	(38.59)	(539.69)
Interest paid	(1009.51)	(931.62)
<b>NET CASH (USED IN) FINANCING ACTIVITIES</b>	<b>1,583.99</b>	<b>3,750.33</b>
<b>NET INCREASE/(DECREASE) IN CASH AND CASH EQUIVALENTS (A+B+C)</b>	<b>(933.49)</b>	<b>1,167.67</b>
<b>CASH AND CASH EQUIVALENTS AT THE BEGINNING OF THE YEAR</b>	<b>1,286.25</b>	<b>118.59</b>
<b>CASH AND CASH EQUIVALENTS AT THE END OF THE YEAR</b>	<b>352.76</b>	<b>1,286.25</b>
<b>COMPONENTS OF CASH AND CASH EQUIVALENTS</b>		
<b>Balances with Banks in:-</b>		
- Current Accounts	351.78	1,283.72
- Cash on hand	0.97	2.54
<b>TOTAL CASH AND CASH EQUIVALENTS</b>	<b>352.76</b>	<b>1,286.25</b>

As per our report of even date

For and on behalf of the Board of Directors of  
RAJA BAHADUR INTERNATIONAL LIMITED

For Jain P.C. & Associates  
Chartered Accountants  
Firm Registration No. 126313W

S.N. PITTIE  
Chairman & Managing Director  
DIN: 00562400

Karan R Ranka  
Partner  
Membership Number: 136171

N.C. MIRANI  
Director  
DIN: 00045197

MOHAN V. TANKSALE  
Director  
DIN: 02971181

SANDEEP GOKHALE  
Director  
DIN: 00693885

RANJANA KAUL  
Director  
DIN: 07122917

Place: Mumbai  
Date: 28/05/2024

S.K. JHUNJHUNWALA  
Chief Financial Officer

AKASH JOSHI  
Company Secretary



**Standalone Statement of Changes in Equity**

**a) Equity Share Capital**

Particulars	(Rs. in Lakhs)
Balance as at 31 March 2023	250.00
Change for the year	-
Balance as at 31 March 2024	<b>250.00</b>

**b) Other Equity as at 31.03.2023**

(Rs. in Lakhs)

Particulars	General Reserve	Revaluation Reserve	Retained Earnings	Net Gain on defined benefit plans	Total
Balance as at 01 April 2022 - (a)	143.53	1,230.62	81.61	31.46	1,487.22
Profit for the year (i)	-	-	-626.73	-	-626.73
Revaluation reserve Transfer for the year(ii)	-	-	-	-	-
Re-measurement gain of defined benefit plan (iii)	-	-	-	1.16	1.16
Depreciation adjustment (iv)	-	-	-	-	-
Total Comprehensive Income (b) = (I to iv)	-	-	-626.73	1.16	-625.57
<b>Balance as at 31 March 2023 (a+b)</b>	<b>143.53</b>	<b>1,230.62</b>	<b>-545.12</b>	<b>32.62</b>	<b>861.65</b>

**c) Other Equity as at 31.03.2024**

(Rs. in Lakhs)

Particulars	General Reserve	Revaluation Reserve	Retained Earnings	Net Gain on defined benefit plans	Total
Balance as at 01 April 2023 - (a)	143.53	1,230.62	-545.12	32.62	861.66
Profit for the year (i)	-	-	125.88	-	125.88
Revaluation reserve Transfer for the year(ii)	-	-	-	-	-
Re-measurement gain of defined benefit plan (iii)	-	-	-	-8.08	-8.08
Depreciation adjustment (iv)	-	-	-	-	-
Total Comprehensive Income (b) = (I to iv)	-	-	125.88	-8.08	117.80
<b>Balance as at 31 March 2024 (a+b)</b>	<b>143.53</b>	<b>1,230.62</b>	<b>-419.24</b>	<b>24.55</b>	<b>979.46</b>

See significant accounting policies and accompanying notes forming an integral part of the financial statements 1 to 36

For Jain P.C. & Associates  
Chartered Accountants  
Firm Registration No. 126313W

Karan R Ranka  
Partner  
Membership Number: 136171

For and on behalf of the Board of Directors of  
RAJA BAHADUR INTERNATIONAL LIMITED

S.N. PITTIE  
Chairman & Managing Director  
DIN: 00562400

N.C. MIRANI  
Director  
DIN: 00045197

MOHAN V. TANKSALE  
Director  
DIN: 02971181

SANDEEP GOKHALE  
Director  
DIN: 00693885

RANJANA KAUL  
Director  
DIN: 07122917

Place: Mumbai  
Date: 28/05/2024

S.K. JHUNJHUNWALA  
Chief Financial Officer

AKASH JOSHI  
Company Secretary

## Notes forming part of the standalone financial statements

### 1.1 CORPORATE INFORMATION

Raja Bahadur International Limited ("the Company") is a public company domiciled in India and is incorporated under the provisions of the Companies Act. The equity shares of the Company are listed on the Bombay Stock Exchange (BSE). The registered office of the company is located at Hamam House, 3rd Floor, Ambalal Doshi Marg, Fort, Mumbai - 400001. The Company is engaged primarily in the business of real estate development and construction.

### 1.2 Basis of preparation of financial statements

#### Statements Compliance with Ind AS

The standalone financial statements of the Company have been prepared in accordance with the Indian Accounting Standards (Ind AS) as notified under the Companies (Indian Accounting Standards) Rules 2015 (as amended from time to time) and the provisions of the Companies Act, 2013 ("the Act") to the extent notified. The financial statements have been approved by the Company's Board of Directors and authorised for issue in the meeting held on 28/05/2024

#### Basis of Measurement

The financial statements have been prepared under historical cost convention on the accrual basis, except for certain financial instruments that require measurement at fair values in accordance with Ind AS.

Fair value is the price that would be received to sell or paid to transfer a liability in an orderly transaction between market participants at the measurement date, regardless of whether that price is directly observable or estimated using another valuation technique.

All assets and liabilities for which fair value is measured or disclosed in the financial statements are categorised within the fair value hierarchy, described as follows, based on the lowest level input that is significant to the fair value measurement as a whole:

Level 1 - Quoted(unadjusted) market prices in active markets for identical assets or liabilities

Level 2 - Valuation techniques for which the lowest level input that is significant to the fair value measurement is directly or indirectly observable.

Level 3 - Valuation techniques for which the lowest level input that is significant to the fair value measurement is unobservable.

For assets and liabilities that are recognised in the financials statements on a recurring basis, the Company determines whether transfers have occurred between levels in the hierarchy by re-assessing categorisation (based on the lowest level input that is significant to the fair value measurement as a whole) at the end of each reporting period.

#### Use of Estimates

"The preparation of financial statements requires the management of the company to make estimates and assumptions to be made that affect the reported amounts of assets and liabilities on the date of financial statements, disclosure of contingent liabilities as at the date of the financial statements, and the reported amounts of income and expenses during the reported period.

Although these estimates are based on the management's best knowledge of current events and actions, uncertainty about these assumptions and estimates could result in the outcomes requiring a material adjustment to the carrying amounts of assets or liabilities in future periods. Accounting estimates could change from period to period. Any revision to accounting estimates is recognized prospectively in the current and future periods, and if material, their effects are disclosed in the financial statements. Actual results could differ from the estimates. Any difference between the actual results and estimates are recognized in the period in which the results are known/materialize."

#### Cash Flow Statement

The Cash Flow statement is prepared by indirect method set out in Ind AS 7- "Cash Flow Statements" and present cash flows by operating, investing and financing activities of the Company.

#### Rounding off amounts

The financial statements are presented in Indian Rupees which is also the companies functional currency and all values are rounded to the nearest lakhs (INR 00,000), except otherwise indicated.

### 1.3 Significant Accounting Policies

#### a. Key accounting estimates and judgments

Information about critical judgments in applying accounting policies, as well as estimates and assumptions that have most significant effect to the carrying amounts of assets and liabilities with in the next financial year, are included in the following notes

Measurement of defined obligations

Measurement of likelihood of occurrence of contingencies Measurement of contract estimates

Measurement of current tax and deferred tax assets

Determination of fair value of certain financial assets and financial liabilities

Determination of fair value of certain financial assets and financial liabilities



#### **Critical accounting judgments and key sources of estimation uncertainty**

- b. The preparation of the financial statements in conformity with the Ind AS requires management to make judgments, estimates and assumptions that affect the application of accounting policies and the reported amounts of assets, liabilities and disclosures as at date of the financial statements and the reported amounts of the revenues and expenses for the years presented. The estimates and associated assumptions are based on historical experience and other factors that are considered to be relevant. Although these estimates are based upon managements best knowledge of current events, actual results may differ from these estimates under different assumptions and conditions. The estimates and underlying assumptions are reviewed on an ongoing basis. Revisions to accounting estimates are recognized in the period in which the estimate is revised if the revision affects only that period, or in the period of the revision and future periods if the revision affects both current and future periods.

#### **Critical Judgments**

In the process of applying the Company's accounting policies, management has made the following judgments, which have the most significant effect on the amounts recognized in the financial statements

#### **-Discount rate used to determine the carrying amount of the Company's defined benefit obligation**

In determining the appropriate discount rate for plans operated in India, the management considers the interest rates of government bonds in currencies consistent with the currencies of the post-employment benefit obligation.

#### **-Contingences and commitments**

In the normal course of business, contingent liabilities may arise from litigations and other claims against the Company. Where the potential liabilities have a low probability of crystallizing or are very difficult to quantify reliably, company treat them as contingent liabilities. Such liabilities are disclosed in the notes but are not provided for in the financial statements. Although there can be no assurance regarding the final outcome of the legal proceedings, company do not expect them to have a materially adverse impact on the financial position or profitability.

#### **Key Sources of estimation uncertainty**

The key assumptions concerning the future, and other key sources of estimation uncertainty at the end of the reporting period, that have a significant risk of causing a material adjustment to the carrying amounts of assets and liabilities within the next financial year are discussed below:

#### **-Contract estimates**

The Company, being a part of construction industry, prepares budgets in respect of each project to compute project profitability. The two major components of contract estimate are 'claims arising during construction period' (described below) and 'budgeted costs to complete the contract'. While estimating these components various assumptions are considered by the management such as (i) Work will be executed in the manner expected so that the project is completed timely (ii) Consumption norms will remain same (iii) Assets will operate at the same level of productivity as determined (iv) Wastage will not exceed the normal percentage as determined etc. (v) Estimates for contingencies (vi) There will be no change in design and the geological factors will be same as communicated and (vii) Price escalations. Due to such complexities involved in the budgeting process, contract estimates are highly sensitive to changes in these assumptions. All assumptions are reviewed at each reporting date.

#### **Current and Non Current classification**

The Company presents assets and liabilities in the balance sheet based on current/ non-current classification in accordance with Part-I of Division- II of Schedule III of the Companies Act, 2013.

An asset is treated as current when (a) It is expected to be realised or intended to be sold or consumed in normal operating cycle; (b) It is held primarily for the purpose of trading; or (c) It is expected to be realised within twelve months after the reporting period, or (d) The asset is cash or cash equivalent unless restricted from being exchanged or used to settle a liability for at least twelve months after the reporting period. All other assets are classified as non-current.

A liability is current when (a) It is expected to be settled in normal operating cycle; or (b) It is held primarily for the purpose of trading; or (c) It is due to be settled within twelve months after the reporting period, or (d) There is no unconditional right to defer the settlement of the liability for at least twelve months after the reporting period. Terms of a liability that could, at the option of the counterparty, results in its settlement by the issue of equity instruments do not affect its classification. The Company classifies all other liabilities as non-current.

The operating cycle is the time between the acquisition of assets for processing and their realisation in cash and cash equivalents. Accordingly, operating cycle for the business activities of the Company covers the duration of the specific project/contract/project line/service including defect liability period, wherever applicable and extends up to the realization of receivables (including retention money) with agreed credit period normally applicable to the respective project. Borrowings are classified as current if they are due to be settled within 12 months after the reporting period. "

#### **c. Segment**

- d. The company is engaged in the business of Real Estate development activities. The operations of the company do not qualify for reporting as business segments as per the criteria set out under Indian Accounting Standard 108 (IND AS-108) on "Operating Segments". The company entire business falls under this one operational segment and hence the same has been disclosed in the Balance Sheet and the Statement of Profit and Loss. The Company is operating in India hence there is no reportable geographic segment

#### **Financial Instruments**

- e. Financial assets and liabilities are recognised when the Company becomes a party to the contractual provisions of the instruments.

Financial assets and liabilities are initially measured at fair value. Transaction costs that are directly attributable to the acquisition or issue of financial assets and financial liabilities (other than financial assets and financial liabilities at fair value through profit or loss) are added to or deducted from the fair value measured on initial recognition of financial asset or financial liability.

Transaction costs directly attributable to the acquisition of financial assets or financial liabilities at fair value through profit or loss are recognised in profit or loss.

#### **Financial Assets**

All regular way purchases or sales of financial assets are recognised and derecognised on a trade date basis. Regular way purchases or sales are purchases or sales of financial assets that require delivery of assets within the time frame established by regulation or convention in the market place.

All recognised financial assets are subsequently measured in their entirety at either amortised cost or fair value, depending on the classification of the financial assets.

#### **- Classification**

The Company classifies its financial assets in the following measurement categories:

- those to be measured subsequently at fair value (either through other comprehensive income, or through profit or loss), and
- those measured at amortized cost

The classification depends on the entity's business model for managing the financial assets and the contractual terms of the cash flows.

For assets measured at fair value, gains and losses will be either be recorded in profit and loss or other comprehensive income.

#### **- Financial assets at amortized cost**

- a. Debt instruments that meet the following conditions are subsequently measured at amortised cost (except for debt instruments that are designated as at fair value through profit or loss on initial recognition) a. the asset is held within a business model whose objective is to hold assets in order to collect contractual cash flows; and
- b. the contractual terms of the instrument give rise on specified dates to cash flows that are solely payments of principal and interest on the principal amount outstanding.

**- Effective interest method :**

"The effective interest method is a method of calculating the amortised cost of a debt instrument and of allocating interest income over the relevant period. The effective interest rate is the rate that exactly discounts estimated future cash receipts (including all fees and points paid or received that form an integral part of the effective interest rate, transaction costs and other premiums or discounts) through the expected life of the instrument, or, where appropriate, a shorter period, to the net carrying amount on initial recognition. Income is recognised on an effective interest basis for debt instruments other than those financial assets classified as at FVTPL. Interest income is recognised in Statement of Profit and Loss and is included in the "Other Income" line item.

**- Investments in equity instruments**

On initial recognition, the company can make an irrevocable election (on an instrument-by-instrument basis) to present the subsequent changes in fair value in other comprehensive income pertaining to investments in equity instruments. This election is not permitted if the equity investment is held for trading. These elected investments are initially measured at fair value with gains and losses arising from changes in fair value recognised in other comprehensive income and accumulated in the 'Reserve for equity instruments through other comprehensive income'. The cumulative gain or loss is reclassified to Statement of Profit and Loss on disposal of the investments.

Investments in subsidiary companies carried at cost less accumulated impairment losses, if any. Where an indication of impairment exists, the carrying amount of the investment is assessed and written down immediately to its recoverable amount. On disposal of investments in subsidiary companies the difference between net disposal proceeds and the carrying amounts are recognised in the Statement of Profit and Loss.

Dividends on these investments in equity instruments are recognised in Statement of Profit and Loss and are included in the 'Other income' line item.

**- Fair value through profit or loss (FVTPL)**

Investments in equity instruments are classified as at FVTPL, unless the company irrevocably elects on initial recognition to present subsequent changes in fair value in other comprehensive income for investments in equity instruments which are not held for trading.

Debt instruments that do not meet the amortised cost criteria or Fair value through Other Comprehensive Income (FVTOCI) criteria are measured at FVTPL. In addition, debt instruments that meet the amortised cost criteria or the FVTOCI criteria but are designated as at FVTPL are measured at FVTPL.

Financial Assets that do not meet the criteria for amortised cost or FVTOCI are measured at fair value at the end of each reporting period, with any gains or losses arising on remeasurement recognised in statement of profit and loss. The net gain or loss recognised in Statement of Profit and Loss incorporates any dividend or interest earned on the financial asset and is included in the Other income line item.

**- Impairment of financial assets**

The Company applies the expected credit loss model for recognising impairment loss on financial contractual rights to receive cash or other financial asset, and financial guarantees not designated as at assets at amortised cost, debt instruments at FVTOCI lease receivables, trade receivables, other contractual rights to receive cash or other financial assets.

Expected credit losses are the weighted average of credit losses with the respective risks of default occurring as the weights. Credit loss is the difference between all contractual cash flows that are due to the Company in accordance with the contract and all the cash flows that the Company expects to receive (i.e. all cash shortfalls), discounted at the original effective interest rate (or credit-adjusted effective interest rate for purchased or originated credit-impaired financial assets).

The Company estimates cash flows by considering all contractual terms of the financial instrument (for example, prepayment extension, call and similar options) through the expected life of that financial instrument.

The Company assesses on a forward looking basis the expected credit losses associated with its assets carried at amortized cost. The impairment methodology applied depends on whether there has been a significant increase in credit risk. When making the assessment of whether there has been a significant increase in credit risk since initial recognition, the Company uses the change in the risk of a default occurring over the expected life of the financial instrument instead of the change in the amount of expected credit losses. To make that assessment, the Company compares the risk of a default occurring on the financial instrument as at the reporting date with the risk of a default occurring on the financial instrument as at the date of initial recognition and considers reasonable and supportable information, that is available without cost or effort that is indicative of significant increases in credit risk since initial recognition.

**Derecognition of financial assets**

A financial asset is derecognised only when

- the Company has transferred the rights to receive cash flows from the financial asset or
- retains the contractual rights to receive the cash flows of the financial asset, but assumes a contractual obligation to pay the cash flows to one or more recipients.

Where the Company has transferred an asset, the Company evaluates whether it has transferred substantially all risks and rewards of ownership of the financial asset. In such cases, the financial asset is derecognised. Whether the Company has not transferred substantially all risks and rewards of ownership of financial asset, the financial asset is not derecognised.

Where the Company has neither transferred a financial asset nor retains substantially all risks and rewards of ownership of the financial asset, the financial asset is derecognised if the Company has not retained control of the financial asset. Where the Company retains control of the financial asset, the asset is continued to be recognised to the extent of continuing involvement in the financial asset.

**Financial guarantee contracts**

A financial guarantee contract is a contract that requires the issuer to make the specified payments to reimburse the holder for a loss it incurs because a specified debtor fails to make payments when due in accordance with the terms of debt instrument. Financial guarantee contracts issued by the Company are initially measured at their fair values and are subsequently measured (if not designated as at Fair value through profit and loss) at the higher of:

- the amount of impairment loss allowance determined in accordance with requirements of Ind AS 109; and
- the amount initially recognised less, when appropriate, the cumulative amount of income recognised in accordance with the principles of Ind AS 18

**Financial Liabilities and equity instruments**

(i) classification as Debt and equity

Debt and Equity instruments issued by the company are classified as either financial liabilities or as equity in accordance with the substance of the contractual arrangements and the definitions of a financial liability and an equity instrument.

(ii) equity instruments

An equity instrument is any contract that evidences a residual interest in the assets of an entity after deducting all of its liabilities. Equity instruments issued by the Company are recognised at the proceeds received, net of direct issue costs. Repurchase of the Company's own equity instruments is recognised and deducted directly in equity. No gain or loss is recognised in Statement of Profit and Loss on the purchase, sale, issue or cancellation of the Company's own equity instruments.

(iii) financial Liabilities

All financial liabilities are subsequently measured at amortised cost using the effective interest method or at FVTPL.

**- Financial Liabilities at FVTPL**

Financial liabilities are classified as at FVTPL when the financial liability is held for trading or it is designated as at FVTPL. A financial liability is classified as held for trading if: a. it has been incurred principally for the purpose of repurchasing it in the near term; or b. on initial recognition it is part of a portfolio of identified financial instruments that the Company manages together and has a recent actual pattern of short-term profit-taking; or c. it is a derivative that is not designated and effective as a hedging instrument

Financial liabilities at FVTPL are stated at fair value, with any gains or losses arising on remeasurement recognised in Statement of Profit and Loss. The net gain or loss recognised in Statement of Profit and Loss incorporates any interest paid on the financial liability and is included in the 'Other income' line item.

**- Financial Liabilities subsequently measured at Amortised cost**

Financial liabilities that are not held-for-trading and are not designated as at FVTPL are measured at amortised cost at the end of subsequent accounting periods. The carrying amount of financial liabilities that are subsequently measured at amortised cost are determined based on the effective interest method. Interest expense that is not capitalised as part of costs of an asset is included in the 'Finance costs' line item.

The effective interest method is a method of calculating the amortised cost of a financial liability and of allocating interest expense over the relevant period. The effective interest rate is the rate that exactly discounts estimated future cash payments (including all fees and points paid or received that form an integral part of the effective interest rate, transaction costs and other premiums or discounts) through the expected life of the financial liability, or (where appropriate) a shorter period, to the net carrying amount on initial recognition.

**Derecognition of financial Liabilities**

A financial liability is derecognised when the obligation under the liability is discharged or cancelled or expires. When an existing financial liability is replaced by another from the same lender on substantially different terms, or the terms of an existing liability are substantially modified, such an exchange or modification is treated as the de-recognition of the original liability and the recognition of a new liability. The difference in the respective carrying amounts is recognised in the consolidated statement of profit and loss.

**Offsetting financial instruments**

Financial assets and liabilities are offset and the net amount is reported in the balance sheet where there is a legally enforceable right to offset the recognised amounts and there is intention to settle on a net basis or realise the asset and settle the liability simultaneously. The legally enforceable right must not be contingent on future events and must be enforceable in the normal course of business and in the event of default, insolvency or bankruptcy of the Company or the counterparty.

**Inventories****f. Raw materials, stores and spares**

Raw materials, components, stores and spares are valued at lower of cost and net realizable value. These comprise all costs of purchase, duties and taxes (other than those subsequently recoverable from tax authorities) and all other costs incurred in bringing the inventories to their present location and condition. However, materials and other items held for use in construction of the finished properties are not written down below cost if the finished products in which they will be incorporated are expected to be sold at or above cost.

**Work in progress**

Construction Work-in-Progress includes cost of land, premium for development rights, construction costs and allocated interest & manpower costs and expenses incidental to the projects undertaken by the Company.

**Finished goods**

Finished goods are valued at lower of cost and net realisable value. Net realisable value is the estimated selling price in the ordinary course of business, less estimated costs of completion and the estimated costs necessary to make the sale.

**Stock in Trade**

Stock in trade is valued at lower of cost and net realisable value. Cost comprises cost of purchase and other costs incurred in bringing the inventories to their present location and condition.

**Stock in Trade Transferrable Development Right (TDR)**

Transferable development rights (TDR) in the nature of stock in trade is valued at lower of cost or net realisable value. Cost of TDRs received in lieu of surrender of reserved land is determined at fair value on the basis of report of an independent valuer. Cost of other TDRs is cost of purchase and incidental costs.

**Current income tax****g. Tax expense** comprise of current tax and deferred tax. Current income tax assets and liabilities are measured at the amount expected to be recovered from or paid to the taxation authorities. The tax rates and tax laws used to compute the amount are those that are enacted or substantively enacted at the reporting date.**Deferred tax**

Deferred income tax is recognised using the balance sheet approach. Deferred income tax assets and liabilities are recognised for deductible and taxable temporary differences arising between the tax base of assets and liabilities and their carrying amount.

Deferred tax liabilities are recognised for all taxable temporary differences. Deferred tax assets are amounts of income taxes in future periods in respect of deductible temporary differences, unused tax losses, and unused tax credits to the extent it is probable that future taxable profits will be available against which they can be used. Deferred tax assets are reviewed at each reporting date and are reduced to the extent that it is no longer probable that sufficient taxable profit will be available to allow the benefit of part or all of the deferred tax asset to be utilised.

The carrying amount of deferred income tax assets is reviewed at each reporting date and reduced to the extent that it is no longer probable that sufficient taxable profit will be available to allow all or part of the deferred income tax asset to be utilised.

Deferred tax liabilities and assets measured at the tax rates that are expected to apply in the period in which the liability is settled or the asset realized, based on tax rates (and tax laws) that have been enacted or substantively by the end of the reporting period.

The measurement of deferred tax liabilities and assets reflects the tax consequences that would follow from the manner in which the Company expects, at the end of the reporting period, to recover or settle the carrying amount of its assets and liabilities.

**Current and deferred tax for the year:**

Current and deferred tax are recognized in profit or loss, except when they relate to items that are recognized in other comprehensive income or directly in equity, in which case, the current and deferred tax are also recognized in other comprehensive income or directly in equity respectively.

**Property, plant and equipment****h Property, plant and equipment** are stated at cost less accumulated depreciation and impairment losses, if any. The actual cost capitalised includes material cost, freight, installation cost, duties and taxes, eligible borrowing costs and other incidental expenses incurred during the construction.

Subsequent costs are included in the asset's carrying amount or recognised as a separate asset, as appropriate, only when it is probable that the future economic benefits associated with the item will flow to the company and the cost of the item can be measured reliably. The carrying amount of any component accounted for as a separate assets are derecognised when replaced. All other repairs and maintenance are charged to profit and loss during the reporting period in which they are incurred.

The Company identifies and determines cost of each component/ part of the asset separately, if the component/ part has a cost which is significant to the total cost of the asset having useful life that is materially different from that of the remaining asset. These components are depreciated over their useful lives; the remaining asset is depreciated over the life of the principal asset.

Capital work-in-progress comprises the cost of property, plant and equipment that are yet not ready for their intended use at the balance sheet date.

Depreciable amount for assets is the cost of an asset, or other amount substituted for cost, less its estimated residual value. Depreciation on Property, Plant & Equipment is charged based on straight line method on an estimated useful life as prescribed in Schedule II to the Companies Act, 2013

Further, the management has estimated the useful lives of asset individually costing Rs 5,000 or less to be less than one year, whichever is lower than those indicated in Schedule II. The management believes that these estimated useful lives are realistic and reflect fair approximation of the period over which the assets are likely to be used

The estimated useful lives and residual values of the Property, Plant & Equipment are reviewed at the end of each reporting period, with the effect of any changes in estimate accounted for on a prospective basis

An item of property, plant and equipment and any significant part initially recognised is derecognised upon disposal or when no future economic benefits are expected from its use or disposal. Any gain or loss arising on derecognition of the asset (calculated as the difference between the net disposal proceeds and the carrying amount of the asset) is included in the statement of profit and loss when the asset is derecognised

#### Leases

- i. With effect from 01st April 2019, the Company has applied Ind AS 116 using the modified prospective approach and therefore the comparative information has not been restated and continues to be reported under Ind AS 17.

##### Company as a lessor

Leases for which the Company is a lessor are classified as finance or operating leases. Whenever the terms of the lease transfer substantially all the risks and rewards of ownership to the lessee, the contract is classified as a finance lease. All other leases are classified as operating leases.

Rental income from operating leases is generally recognised on a straight-line basis over the term of the relevant lease. Initial direct costs incurred in negotiating and arranging an operating lease are added to the carrying amount of the leased asset and recognised as expense on a straight-line basis over the lease term. The respective leased assets are included in the balance sheet based on their nature.

Leases are classified as finance leases when substantially all of the risks and rewards of ownership transfer from the Company to the lessee. Amounts due from lessees under finance leases are recorded as receivables at the Company's net investment in the leases. Finance lease income is allocated to accounting periods so as to reflect a constant periodic rate of return on the net investment outstanding in respect of the lease.

##### Revenue from Contracts with Customers

- j The Company develops and sells residential and commercial properties. Revenue from contracts is recognised when control over the property has been transferred to the customer. An enforceable right to payment does not arise until the development of the property is completed. Therefore, revenue is recognised at a point in time when the legal title has passed to the customer and the development of the property is completed. The revenue is measured at the transaction price agreed under the contract.

The Company invoices the customers for construction contracts based on achieving performance-related milestones.

Revenue from Sale of land and other rights is generally a single performance obligation and the Company has determined that this is satisfied at the point in time when control transfers as per the terms of the contract entered into with the buyers, which generally are in conformity with the sale contracts / agreements. The determination of transfer of control did not change upon the adoption of Ind AS 115.

Revenue in respect of maintenance service such as Society charges, facility charges are recognized on accrual basis as per the terms and conditions of relevant agreements as and when the Company satisfies performance obligations by delivering the services as per the contractual terms.

##### Revenue from Sale of goods

Revenues from sales of goods are recognised when risks and rewards of ownership of goods are passed on to the customers, which are generally on dispatch of goods and the customer has accepted the products in accordance with the agreed terms. There is no continuing managerial involvement with the goods and the Company retains no effective control of goods transferred to a decree usually associated with ownership. Revenue from sales of goods is based on the quoted in the market or price specified in the sales contracts.

##### Interest Income

Interest income is recognised on time proportion basis taking in to account the amount outstanding and the effective interest rate.

##### Dividend income

Dividend income is recognised when the Company's right to receive is established by the reporting date, which is generally when shareholders approve the dividend.

##### Rental Income

Rental income arising from operating leases is accounted for on a straight-line basis over the lease terms and is included in the statement of profit or loss due to its operating nature.

##### Insurance claim

Insurance claim income is recognised on acceptance by the insurance company.

##### Other income

Other Income is recognised on accrual basis.

#### k Employee benefits

##### Short term employee benefits

A liability is recognized for benefits accruing to employees in respect of wages and salaries and annual leave in the period the related service is rendered at the undiscounted amount of the benefits expected to be paid in exchange for that service.

Liabilities recognized in respect of short-term employee benefits are measured at the undiscounted amount of the benefits expected to be paid in exchange for the related service.

##### Post Employment benefits

###### Defined Contribution Plans

The Company makes specified monthly contributions towards employee's provident Fund scheme, Employee's State Insurance Scheme and Employee's Superannuation Scheme are defined contribution plans. The Company's contribution payable under the schemes is recognized as an expense in the statement of profit and loss during the period in which the employee renders the related service.

###### Defined benefit plan

###### Gratuity

The Company operates a defined benefit gratuity plan. The defined benefit plan surplus or deficit on the balance sheet comprises the total for each of the fair value of plan assets less the present value of the defined liabilities.

The cost of providing benefits under the defined benefit plan is determined based on independent actuarial valuation using the projected unit credit method for which the actuarial are being carried out at the end of each annual reporting period. The gratuity liability is measured at the present value of the estimated future cash flows. The discount rates used for determining the present value of the obligation under defined benefit plan, is based on the market yield on government securities as at the balance sheet date.

Re-measurements, comprising of actuarial gains and losses, the effect of the asset ceiling, excluding amounts included in net interest on the net defined benefit liability and the return on plan assets (excluding amounts included in net interest on the net defined benefit liability), are recognised immediately in the balance sheet with a corresponding debit or credit to retained earnings through other comprehensive income in the period in which they occur and are not reclassified to profit or loss. Past service cost is recognised in profit or loss in the period amendment. Net interest is calculated by applying the discount rate at the beginning of the period to the net defined liability or asset. Defined benefit costs are categorized as follows

- Service costs comprising current service costs, past-service costs, gains and losses on curtailments and non-routine settlements;
- Net interest expense or income; and
- Remeasurement

##### Other long term employee benefits:

Leave encashment is recognised as expense in the statement of profit and loss as and when they accrue. The Company determines the liability using the projected unit credit method with actuarial valuations carried out as at the Balance Sheet date. Re-measurement gains and losses are recognised in the statement of other comprehensive income.

**l Borrowings and Borrowing costs**

Borrowing costs directly attributable to the acquisition, construction or production of an asset that necessarily takes a substantial period of time to get ready for its intended use or sale are capitalised as part of the cost of the asset. All other borrowing costs are expensed in the period in which they are incurred. Borrowing costs consist of interest expense recognised in the profit and loss account over the period of borrowing using effective interest method and other costs that an entity incurs in connection with the borrowing of funds. Borrowing cost also includes exchange differences to the extent regarded as an adjustment to the borrowing costs.

After initial recognition, interest bearing loans and borrowings are subsequently measured at amortized cost using the effective interest rate method. Gains and losses are recognised in profit or loss when the liabilities are derecognised as well as the effective interest rate amortization process.

Amortized cost is calculated by taking into account any discount or premium on acquisition and fees or costs that are an integral part of the effective interest rate. The effective interest rate amortization is included as finance cost in the statement of profit and loss.

**m Earning Per Share**

Earnings per share (EPS) is calculated by dividing the net profit for the year attributable to the equity shareholders by weighted average number of equity shares outstanding during the year.

For the purpose of calculating diluted earnings per share, the net profit for the period attributable to equity shareholders and weighted average number of shares outstanding during the period is adjusted for the effects of all diluted potential equity shares.

**n Impairment of non-financial assets**

The Company assesses, at each reporting date, whether there is an indication that an asset may be impaired. If any indication exists, or when annual impairment testing for an asset is required, the Company estimates the asset's recoverable amount. An asset's recoverable amount is the higher of an asset's or cash-generating unit's (CGU) fair value less costs of disposal and its value in use. Recoverable amount is determined for an individual asset, unless the asset does not generate cash inflows that are largely independent of those from other assets or groups of assets. When the carrying amount of an asset or CGU exceeds its recoverable amount, the asset is considered impaired and is written down to its recoverable amount.

In assessing value in use, the estimated future cash flows are discounted to their present value using a pre-tax discount rate that reflects current market assessments of the time value of money and the risks specific to the asset. In determining fair value less costs of disposal, recent market transactions are taken into account. If no such transactions can be identified, an appropriate valuation model is used. These calculations are corroborated by valuation multiples or other available fair value indicators.

The Company bases its impairment calculation on detailed budgets and forecast calculations, which are prepared separately for each of the Company's CGUs to which the individual assets are allocated.

These budgets and forecast calculations generally cover a period of five years. For longer periods, a long-term growth rate is calculated and applied to projected future cash flows after the fifth year.

Impairment losses of continuing operations, including impairment on inventories, are recognised in profit or loss section of the statement of profit and loss.

**o Provisions and Contingent liabilities**

Provisions are recognised when the Company has a present obligation (legal or constructive) as a result of a past event, it is probable that an outflow of resources embodying economic benefits will be required to settle the obligation and a reliable estimate can be made of the amount of the obligation. When the Company expects some or all of a provision to be reimbursed, the reimbursement is recognised as a separate asset, but only when the reimbursement is virtually certain. The expense relating to a provision is presented in the statement of profit and loss net of any reimbursement.

If the effect of the time value of money is material, provisions are discounted using a current pre-tax rate that reflects, when appropriate, the risks specific to the liability. When discounting is used, the increase in the provision due to the passage of time is recognised as a finance cost.

Contingent Liabilities are disclosed in respect of possible obligations that arise from past events but their existence will be confirmed by the occurrence or non occurrence of one or more uncertain future events not wholly within the control of the Group or where any present obligation cannot be measured in terms of future outflow of resources or where a reliable estimate of the obligation cannot be made.

A contingent asset is disclosed, where an inflow of economic benefits is probable. An entity shall not recognize a contingent asset unless the recovery is virtually certain.

**p Additional Regulatory Information**

- The title deeds of immovable property are in the name of the Company.

- No proceedings have been initiated or pending against the company for holding any Benami Property under The Benami Transactions (Prohibition) Act , 1988 and the rules made thereunder.

- The Company has not been declared as willful defaulter by any Bank, Financial Institution or any other Lender.

- The company does not have any current transactions with struck off companies u/s 248 of Companies Act , 2013.

- Creation or satisfaction of charge, wherever applicable is duly recorded.

- The Company has not invested any funds or given any advance out of borrowed funds and share premium. Hence, disclosures relating to utilisaiton of borrowed funds and share premium are not applicable.

- There are no transactions not recorded in the books of account that have been surrendered or disclosed as income in the tax assessment under the Income Tax Act, 1961.

- Section 135 relating to Corporate Social Responsibility (CSR) is not applicable to the Company. Hence, disclosure of CSR are not applicable.

- The Company has not traded or invested in crypto currency or virtual currency during the financial year.



RAJA BAHADUR INTERNATIONAL LIMITED

NOTES FORMING PART OF THE STANDALONE FINANCIAL STATEMENTS

PROPERTY, PLANT AND EQUIPMENT AND INTANGIBLE ASSETS

Measurement basis (Cost)

Note 2

(Rs. in Lakhs)

Particulars	Land	Building	Temporary Structure	Plant and Machinery	Furniture and Fixtures	Vehicles	Office Equipment	Computer & Network	Total as on 31.03.2024
<b>2023-24</b>									
<b>Gross Carrying Value:</b>									
At the beginning of the year	2,586.13	1,900.33	27.44	580.82	38.37	235.53	134.27	10.47	5,513.36
Additions during the year	-	4,469.80	-	113.24	34.85	-	12.99	2.34	4,633.22
Disposal during the year	-	91.65	-	-	-	-	-	-	91.65
Translation Adjustments	-	-	-	-	-	-	-	-	-
<b>At the end of the Period</b>	<b>2,586.13</b>	<b>6,278.48</b>	<b>27.44</b>	<b>694.06</b>	<b>73.22</b>	<b>235.53</b>	<b>147.26</b>	<b>12.81</b>	<b>10,054.93</b>
<b>Accumulated depreciation:</b>									
At the beginning of the year	-	89.25	27.44	331.56	14.72	109.97	83.61	8.29	664.83
For the year	-	61.71	-	41.54	4.75	26.37	25.24	1.25	160.87
Disposals during the year	-	1.45	-	-	-	-	-	-	1.45
Depreciation adjustment	-	-	-	-	-	-	-	-	-
<b>At the end of the year</b>	<b>-</b>	<b>149.51</b>	<b>27.44</b>	<b>373.10</b>	<b>19.47</b>	<b>136.34</b>	<b>108.85</b>	<b>9.55</b>	<b>824.26</b>
<b>Net Carrying Value</b>	<b>2,586.13</b>	<b>6,128.97</b>	<b>-</b>	<b>320.96</b>	<b>53.74</b>	<b>99.19</b>	<b>38.42</b>	<b>3.27</b>	<b>9,230.68</b>

(Rs. in Lakhs)

Particulars	Land	Building	Temporary Structure	Plant and Machinery	Furniture and Fixtures	Vehicles	Office Equipment	Computer & Network	Total as on 31.03.2023
<b>2022-23</b>									
<b>Gross Carrying Value:</b>									
At the beginning of the year	2,586.13	1,531.46	27.44	544.64	37.34	190.15	132.97	8.87	5,059.01
Additions during the year	-	368.87	-	36.18	1.03	45.38	1.30	1.60	454.35
Translation Adjustments	-	-	-	-	-	-	-	-	-
<b>At the end of the Period</b>	<b>2,586.13</b>	<b>1,900.33</b>	<b>27.44</b>	<b>580.82</b>	<b>38.37</b>	<b>235.53</b>	<b>134.27</b>	<b>10.47</b>	<b>5,513.36</b>
<b>Accumulated depreciation:</b>									
At the beginning of the year	-	64.22	27.44	293.72	11.34	89.66	59.58	7.58	553.54
For the year	-	25.03	-	37.84	3.38	20.31	24.02	0.71	111.30
Disposals during the year	-	-	-	-	-	-	-	-	-
Depreciation adjustment	-	-	-	-	-	-	-	-	-
<b>At the end of the year</b>	<b>-</b>	<b>89.25</b>	<b>27.44</b>	<b>331.56</b>	<b>14.72</b>	<b>109.97</b>	<b>83.61</b>	<b>8.29</b>	<b>664.83</b>
<b>Net Carrying Value</b>	<b>2,586.13</b>	<b>1,811.08</b>	<b>-</b>	<b>249.26</b>	<b>23.65</b>	<b>125.56</b>	<b>50.67</b>	<b>2.18</b>	<b>4,848.53</b>



NOTES FORMING PART OF THE STANDALONE FINANCIAL STATEMENTS

Note 3 - Capital Work in Progress

(Rs. in Lakhs)

Particulars	As at 31 March 2024	As at 31 March 2023
At the beginning of the year	5,185.85	1,934.63
Addition during the year	2,749.66	3,251.22
Less: Transfer to Assets	4,467.44	
<b>At the End of The Year</b>	<b>3,468.06</b>	<b>5,185.85</b>

Capital WIP ageing schedule March 31, 2024

(Rs. in Lakhs)

CWIP	Amount in CWIP for a period of				Total
	less than 1 year	1-2 years	2-3 years	more than 3 years	
1 Projects in progress					
- RB101	1,436.49	349.74	1,094.22	587.61	3,468.06
- CT1	(3,154.28)	2,901.47	252.80	-	0.00
2 Projects temporarily suspended	-	-	-	-	-

Capital WIP ageing schedule March 31, 2023

(Rs. in Lakhs)

CWIP	Amount in CWIP for a period of				Total
	less than 1 year	1-2 years	2-3 years	more than 3 years	
1 Projects in progress					
- RB101	349.74	1,094.22	576.42	11.18	2,031.57
- CT1	2,901.47	252.80	-	-	3,154.28
2 Projects temporarily suspended	-	-	-	-	-

Capital WIP Completion schedule March 31, 2024

CWIP	To be completed in			
	less than 1 year	1-2 years	2-3 years	more than 3 years
1 RB101				✓

Capital WIP Completion schedule March 31, 2023

CWIP	To be completed in			
	less than 1 year	1-2 years	2-3 years	more than 3 years
1 RB101				✓
2 CT1	✓			

Note 4 - Investments : Non current

(Rs. in Lakhs)

Particulars	As at 31 March 2024	As at 31 March 2023
<b>UNQUOTED</b>		
Investments In subsidiaries		
Raja Bahadur Realty Limited		
31 March 2024- 5000 (31 March 2023- 5000), Equity Shares of Rs. 100 each of Raja Bahadur Realty Limited (Formerly known as Raja Bahadur Motilal Export Import Limited), fully paid up	2.5	2.5
<b>Total</b>	<b>2.5</b>	<b>2.5</b>
Investment measured at Fair Value Through Profit and Loss		
Investment measured at Fair Value Through Other Comprehensive Income		
<b>Investments - measured at Cost</b>	<b>2.5</b>	<b>2.5</b>

Note 5 - Others Financial Assets : Non current

(Rs. in Lakhs)

Particulars	As at 31 March 2024	As at 31 March 2023
Other receivables	11.1	11.1
<b>Total</b>	<b>11.1</b>	<b>11.1</b>

**Note 6 - Deferred Tax Assets/(Liabilities)**

(Rs. in Lakhs)

Statement Components of Deferred Tax Assets and Liabilities for Year Ended 31st March 2024	Opening balance as on 01 April 2023	Recognised in the statement of Profit or Loss	Recognised in other comprehensive Income	Closing balance as on 31st March 2024
<b>Deferred tax assets:</b>				
On account of temporary differences in:				
Employee benefits	38.40	4.31	2.72	45.42
carry forward losses	1,704.47	-82.43	-	1,622.04
unabsorbed depreciation	273.55	117.42	-	390.97
<b>Total Deferred Tax Assets</b>	<b>2,016.42</b>	<b>39.29</b>	<b>2.72</b>	<b>2,058.43</b>
<b>Deferred tax liabilities:</b>				
On account of temporary differences in:				
Property, plant and equipment	237.90	67.92	-	305.82
Net Gain/loss on Financial Assets FVTPL	8.63	10.66	-	19.29
<b>Total Deferred Tax Liabilities</b>	<b>246.53</b>	<b>78.58</b>	<b>-</b>	<b>325.11</b>
<b>Net Deferred Tax Assets/(Liabilities)</b>	<b>1,769.89</b>	<b>-39.29</b>	<b>2.72</b>	<b>1,733.32</b>

**Note 6 - Deferred Tax Assets/(Liabilities)**

(Rs. in Lakhs)

Statement Components of Deferred Tax Assets and Liabilities for Year Ended 31st March 2023	Opening balance as on 01 April 2022	Recognised in the statement of Profit or Loss	Recognised in other comprehensive Income	Closing balance as on 31st March 2023
<b>Deferred tax assets:</b>				
On account of temporary differences in:				
Employee benefits	34.76	4.04	-0.39	38.40
carry forward losses	1,695.07	9.40	-	1,704.47
unabsorbed depreciation	212.41	61.14	-	273.55
<b>Total Deferred Tax Assets</b>	<b>1,942.23</b>	<b>74.58</b>	<b>-0.39</b>	<b>2,016.42</b>
<b>Deferred tax liabilities:</b>				
On account of temporary differences in:				
Property, plant and equipment	230.62	7.28	-	237.90
Net Gain/loss on Financial Assets FVTPL	3.38	5.25	-	8.63
<b>Total Deferred Tax Liabilities</b>	<b>234.00</b>	<b>12.53</b>	<b>-</b>	<b>246.53</b>
<b>Net Deferred Tax Assets/(Liabilities)</b>	<b>1,708.23</b>	<b>62.05</b>	<b>-0.39</b>	<b>1,769.89</b>

Considering the trend of lease rent income coupled with business strategy adopted by the Company, the management believes that sufficient future taxable profits will be available against which the carry forward business losses and unabsorbed depreciation can be utilised. DTA on losses is recognised to the extent of estimate future taxable profits taking into account above factors.

**Note 7- Inventories**

(Rs. in Lakhs)

Particulars	As at 31 March 2024	As at 31 March 2023
(At lower of cost or net realisable value)		
Raw materials	-	46.02
Work-in-progress		
Finished Properties	-	-
Stock in Trade Transferrable Development Right (TDR)	-	-
Stock in Trade (retail)	6.39	6.75
<b>Total</b>	<b>6.39</b>	<b>52.77</b>

Mode of Valuation: Refer Note 1.3

**Note 8 - Investments : Current**

(Rs. in Lakhs)

Particulars	As at 31 March 2024	As at 31 March 2023
<b>Investments in Mutual Funds</b>		
( At fair value through profit and loss - Quoted)		
<b>Aditya Birla Sun Life Mutual Fund :-</b>	348.52	325.15
-31 March 2024- 90370.718 Units of Rs. 385.6632 each ( 31 March 2023- 90370.718 Units of Rs.359.7966)		
<b>Nippon India Mutual Fund :-</b>	1.13	1.06
-31 March 2024- 73.763 Units of Rs.1529.6599 each ( 31 March 2023- 69.272 Units of Rs.1528.7400)		
<b>ICICI Prudential Mutual Fund :-</b>	307.75	-
-31 March 2024- 565345.491 Units of Rs.54.4366 each ( 31 March 2023- 0 Units of Rs.00)		
<b>Total</b>	<b>657.41</b>	<b>326.21</b>
Aggregate book value of quoted investments	657.41	326.21
Aggregate market value of quoted investments	657.41	326.21
Aggregate amount of unquoted investments		
<b>Catagorywise investments</b>		
a) Investment measured at fair value through profit and loss	657.41	326.21
(b) Investment measured at fair value through other comprehensive income		
(c) Investment measured at cost		-

**Note 9- Trade Receivable**

(Rs. in Lakhs)

Particulars	As at 31 March 2024	As at 31 March 2023
Trade Receivable - Considerd good, unsecured ( more than six months)	308.75	252.30
Trade Receivable - Considerd good, unsecured (less than six months )	681.69	404.09
<b>Total</b>	<b>990.44</b>	<b>656.39</b>

**Note 9 (a)- Trade Receivables ageing schedule March 31, 2024**

(Rs. in Lakhs)

Particulars	Outstanding for following periods from due date of payment					Total
	less than 6 months	6 months -1 year	1-2 years	2-3 years	more than 3 years	
i) Undisputed Trade Receivables - considered good	681.69	64.92	242.26	1.58		990.44
ii) Undisputed Trade Receivables - considered doubtful						
iii) Disputed Trade Receivables - considered good						
iv) Disputed Trade Receivables - considered doubtful						

**Note 9 (b) - Trade Receivables ageing schedule March 31, 2023**

(Rs. in Lakhs)

Particulars	Outstanding for following periods from due date of payment					Total
	less than 6 months	6 months -1 year	1-2 years	2-3 years	more than 3 years	
i) Undisputed Trade Receivables - considered good	404.09	245.76	6.55	-		656.39
ii) Undisputed Trade Receivables - considered doubtful						
iii) Disputed Trade Receivables - considered good						
iv) Disputed Trade Receivables - considered doubtful						

**Note 10 - Cash and Cash Equivalents**

(Rs. in Lakhs)

Particulars	As at 31 March 2024	As at 31 March 2023
(a) Balances with banks - In current accounts	351.78	1,283.72
(b) Cash in hand	0.97	2.54
<b>Total</b>	<b>352.76</b>	<b>1,286.25</b>

(\*) includes earmarked balances

**Note 11- Loans : Current**

(Rs. in Lakhs)

Particulars	As at 31 March 2024	As at 31 March 2023
(Unsecured, considered good except as otherwise stated) Advances to employees	4.46	3.49
<b>Total</b>	<b>4.46</b>	<b>3.49</b>

**Note 12- Other Current Assets**

(Rs. in Lakhs)

Particulars	As at 31 March 2024	As at 31 March 2023
(a) Security Deposits	127.64	301.73
(b) Advances for expenses	27.01	0.41
(c) Balance with government authorities	667.68	431.54
(d) Prepaid Expenses	226.77	42.78
(e) Society Receivable	47.03	71.83
(f) TDR Receivable	174.85	174.85
(g) Other Receivable	117.63	0.59
(h) Advance for purchase	329.09	311.64
(i) Income Tax Assets (Net)	70.77	163.51
(j) Advance for Investments	-	180.00
<b>Total</b>	<b>1,788.47</b>	<b>1,678.88</b>

Note 13 - Equity Share Capital

(Rs. in Lakhs)

Particulars	As at 31 March 2024	As at 31 March 2023
<b>Authorised:</b>		
5,00,000 Equity Shares of Rs. 100 each (as at 31 March 2024: 5,00,000 equity shares of Rs.100/- each)	500	500
<b>Issued, Subscribed and Fully Paid:</b>		
2,50,000 Equity Shares of Rs. 100 each (as at 31 March 2024: 2,50,000 equity shares of Rs.100/- each)	250	250
<b>Total</b>	<b>250</b>	<b>250</b>

**Terms/ rights attached to equity shares:-**

Equity shares having a par value of par value Rs.100

**- As to dividend**

The Company has only one class of equity shares. The shareholders are entitled to receive dividend in proportion to amount of paid-up share capital held by them. The dividend proposed by the Board of Directors is subject to an approval of the shareholders in the ensuing Annual General Meeting, except in case of an interim dividend.

**- As to voting**

Each shareholder is entitled to vote in proportion to his share of paid up equity share capital of the Company, except in case of voting by show of hands where each shareholder present in person shall have one vote only. Voting rights cannot be exercised in respect of shares on which any call or other sums presently payable have not been paid.

**- As to repayment of capital**

In the event of liquidation of the Company, the holders of equity shares will be entitled to receive any of the remaining assets of the Company after distribution of all preferential amounts. The distribution will be in proportion to paid up capital.

Shares held by holding/Ultimate holding company and/or their subsidiaries: The company does not have any holding Company.

**Details of shares held by each shareholder more than 5% equity shares**

Particulars	As at 31 March 2024			As at 31 March 2023		
	% of Holding	Number of shares	Amount	% of Holding	Number of shares	Amount
1 Shri. Shridhar Nandlal Pittie	47%	118,571	11,857,100	47%	118,571	11,857,100
2 Smt. Bharati R. Sanghi	18%	45,125	4,512,500	18%	45,125	4,512,500

Note 13.1 - Other Equity

(Rs. in Lakhs)

Particulars	As at 31 March 2024	As at 31 March 2023
<b>a. Revaluation Reserve</b>		
Opening Balance	1,230.62	1,230.62
Less: Reverse transfer during the year		
<b>Closing Balance</b>	<b>1,230.62</b>	<b>1,230.62</b>
<b>b. General Reserve</b>		
Opening Balance	143.53	143.53
Changes during the year		
<b>Closing Balance</b>	<b>143.53</b>	<b>143.53</b>
<b>c. Surplus in Statement of Profit And Loss</b>		
Opening Balance	-512.50	113.06
Add: Revaluation reserve transfer during the year		
Add: Depreciation Adjustment		
Add: Profit for the year	125.88	-626.73
Add: Other Comprehensive Income(net)	-8.08	1.16
<b>Closing Balance</b>	<b>-394.70</b>	<b>-512.50</b>
<b>Total ( a+ b+c )</b>	<b>979.45</b>	<b>861.65</b>

NOTES FORMING PART OF THE STANDALONE FINANCIAL STATEMENTS

Note 14 - Borrowings

(Rs. in Lakhs)

Particulars	Long Term		Short Term	
	As at 31 March 2024	As at 31 March 2023	As at 31 March 2024	As at 31 March 2023
<b>Secured:-</b>				
Term Loans				
Banks	42.46	68.18		-
Financial Institutions				
Lease rental Discounted				
Aditya Birla Finance Limited.	9,201.85	9,353.64		-
Tata Capital Finance Limited	4,400.62	1,418.60		
<b>Unsecured:-</b>				
(Repayable on demand)				
Related Parties		-	-	265.95
Inter-Corporate Loans			1,610.15	1,555.20
<b>Total</b>	<b>13,644.92</b>	<b>10,840.43</b>	<b>1,610.15</b>	<b>1,821.15</b>
Less: Current Maturities of Long term debt	352.63	180.23	-	-
Add: Current Maturities of Long term debt	-	-	352.63	180.23
<b>Total</b>	<b>13,292.29</b>	<b>10,660.20</b>	<b>1,962.78</b>	<b>2,001.38</b>

Details of terms of repayment and securities provided in respect of secured term loans are as under

Term Loans from Financial Institutions:

**a) Aditya Birla Finance Limited.(Sanctioned : 7400 lakhs) : 31 March 2024- 7226.35 Lakhs (31 March 2023- 7361.14 Lakhs)**

Primary Security:

1. First and exclusive charge by way of registered mortgage of office no. 1 to 11, Store, office no. 7 on mezzanine floor, Restaurant/Fast food outlet no.1 to 7 and landscape & sit out area 1A to 7A at FP No. 100+101/1, sangamwadi, Pune -411001, with carpet area 8079.30 Sq. Mtr. owned by M/s Raja Bahadur International Limited.
  2. Escrow of all present and future rental/other income from the mortgage property.
  3. DSRA Equivalent to Rs. 2.45 Cr. to be invested in MF units's lien in favour of ABFL.
  - 4 Personal Guarantee of Mr. Shridhar Pittie.
- Effective Rate of interest : 10.45% p.a.

**b) Aditya Birla Finance Limited.(Sanctioned : 2000 lakhs) : 31 March 2024- 1975.50 Lakhs (31 March 2023- 1992.41 Lakhs)**

Primary Security:

1. First and exclusive charge by way of registered mortgage of office no. 1 to 11, Store, office no. 7 on mezzanine floor, Restaurant no. 1 to 7 and landscape & sit out area 1A to 7A at FP No. 100+101/1, sangamwadi, Pune -411001, with carpet area 8079.30 Sq Mtr. owned by M/s Raja Bahadur international limited.
  2. Escrow of all present and future rental/other income from the mortgage property. First and exclusive charge on the units leased to new lessees
  3. DSRA Equivalent to Rs. 2.57 Cr. to be invested in MF units's lien in favour of ABFL.
  - 4 Personal Guarantee of Mr. Shridhar Pittie.
- Effective Rate of interest : 10.45% p.a.

**c) Tata Capital Financial Services Limited.(Sanctioned : 2300 lakhs) : 31 March 2024- Nil (31 March 2023- 1418.60 Lakhs)**

Primary Security:

1. First charge by way of Mortgage of commercial tower 1 (Wing A & B) to be constructed on land admeasuring 2870.32 sq. meters. forming part of layout of larger land admeasuring 81575.11 sq. meters ,located at Final Plot No. 100 + 101/1, Sangamwadi, Taluka Havel, Distick ? Pune. 41100. The Proposed construction of Commercial Tower comprising of Ground + Two Upper Floors to be carried out thereon having a total built\_up area admeasuring 6509.30 sq. meters.
  2. Escrow of all present and future rental/other income from the mortgage property.
  3. ISRA shall be in the form of security deposit (non-interest bearing ) or Fixed Deposit (FD) with bank as acceptable to TCFSL duly lien marked.
  4. Irrevocable and unconditional Personal Guarantee of Mr. Shridhar Pittie.
- Effective Rate of interest : 13.00% p.a.

**d) Tata Capital Financial Services Limited.(Sanctioned : 5500 lakhs including sub limit of 1000 lakhs as Overdraft facility) : 31 March 2024- 4500.00 Lakhs (31 March 2023- NIL Lakhs)**

Primary Security:

1. First charge by way of Hypothecation on the escrow of sales or leave and license rental receivables of the units motgaged to TCFSL; the entire receivables shall be routed through escrow account as accepted to TCFSL.
  2. First and exclusive charge by way of Mortgage on property commercial units from CT 1 (Wing A & B) constructed on a portion the plot of land, located at Plot No. 100+101/1, Sangamwadi, Taluka Haveli, District Pune 411001 standing in the name of Raja Bahadur International Limited having clear and marketable title.
  3. DSRA shall be in the form of security deposit (non-interest bearing ) or Fixed Deposit (FD) with bank as acceptable to TCFSL duly lien marked.
  4. Irrevocable and unconditional Personal Guarantee of Mr. Shridhar Pittie.
- Effective Rate of interest : 10.75% p.a.

Note: During the year Tata Capital Financial Services Limited (TCFSL) has sanctioned fresh loan of Rs. 5500 lakhs parts of the proceed was utilised to repay previous loan availed from TCFSL.

Term Loans from Bank:

**a) HDFC Bank Ltd. (Sanctioned : 156.67 lakhs) : 31 March 2024 - Rs.42.46 Lakhs (31 March 2023 - Rs.68.18 Lakhs)**

Primary Security

Mortgage against the vehicle.

Personal Guarantee of Mr. Shridhar Pittie.

**Note 15 - Other Financial Liabilities: Non Current**

(Rs. in Lakhs)

Particulars	As at 31 March 2024	As at 31 March 2023
Rental Deposit from Leases	426.71	330.32
Other deposits	49.12	-
<b>Total</b>	<b>475.84</b>	<b>330.32</b>

**Note 16 - Provisions : Non Current**

(Rs. in Lakhs)

Particulars	As at 31 March 2024	As at 31 March 2023
Provision for Gratuity	1.76	1.76
Provision for compensated balances	7.31	4.70
<b>Total</b>	<b>9.07</b>	<b>6.45</b>

**Note 17 - Other Liabilites : Non Current**

(Rs. in Lakhs)

Particulars	As at 31 March 2024	As at 31 March 2023
Rent Received in Advance	162.28	164.57
<b>Total</b>	<b>162.28</b>	<b>164.57</b>

**Note 18 - Trade Payables**

(Rs. in Lakhs)

Particulars	As at 31 March 2024	As at 31 March 2023
Total Outstanding dues other than Micro Medium and Small Enterprises*	681.24	1,147.22
<b>Total</b>	<b>681.24</b>	<b>1,147.22</b>

**Note 18 (a) - Trade payables ageing schedule March 31, 2024**

(Rs. in Lakhs)

S. No.	Particulars	Outstanding for following periods from due date of payment				Total
		less than 1 year	1-2 years	2-3 years	more than 3 years	
i	MSME					
ii	Others	409.52	139.03	33.44	99.26	<b>681.24</b>
iii	Disputed dues- MSME					
iv	Disputed dues- Others					

**Note 18 (b) - Trade payables ageing schedule March 31, 2023**

(Rs. in Lakhs)

S. No.	Particulars	Outstanding for following periods from due date of payment				Total
		less than 1 year	1-2 years	2-3 years	more than 3 years	
i	MSME					
ii	Others	1,013.06	35.39	14.34	84.43	<b>1,147.22</b>
iii	Disputed dues- MSME					
iv	Disputed dues- Others					

**Note 19 - Other Financial liabilities : Current****(Rs. in Lakhs)**

<b>Particulars</b>	<b>As at 31 March 2024</b>	<b>As at 31 March 2023</b>
(a) Interest Accrued	74.47	38.68
(b) Payable to Employees	49.00	35.24
(c) Other Liabilities	69.69	32.91
<b>Total</b>	<b>193.17</b>	<b>106.84</b>

**Note 20 - Provisions : Current****(Rs. in Lakhs)**

<b>Particulars</b>	<b>As at 31 March 2024</b>	<b>As at 31 March 2023</b>
(a) Provision for Gratuity	114.40	105.02
(b) Provision for Compensated Absences	35.62	26.20
<b>Total</b>	<b>150.02</b>	<b>131.22</b>

**Note 21 - Other Current liabilities****(Rs. in Lakhs)**

<b>Particulars</b>	<b>As at 31 March 2024</b>	<b>As at 31 March 2023</b>
(a) Statutory Dues	89.46	50.00
(b) Advances from Customers	-	0.00
(c) Other Current Liabilities	-	112.00
<b>Total</b>	<b>89.46</b>	<b>162.00</b>



**Notes forming part of the standalone financial statements**
**22. FINANCIAL INSTRUMENTS**

 The carrying value and the fair value of financial instruments by categories as at 31 March 2024 (Rs. in Lakhs)

Particulars	Amortized cost	Financial assets/ liabilities at fair value through profit or loss		Financial assets/ liabilities at fair value through OCI		Total carrying value	Total fair value
		Designated upon initial recognition	Mandatory	Designated upon initial recognition	Mandatory		
<b>Assets:</b>							
-Cash and cash equivalents	352.76	-	-	-	-	352.76	352.76
-Investments	-	-	-	-	-	-	-
-in Equity shares	-	-	-	-	-	-	-
-in mutual funds	-	657.41	-	-	-	657.41	657.41
- Loans	4.46	-	-	-	-	4.46	4.46
-Other financial assets	11.10	-	-	-	-	11.10	11.10
<b>Total</b>	<b>368.32</b>	<b>657.41</b>	<b>-</b>	<b>-</b>	<b>-</b>	<b>1,025.73</b>	<b>1,025.73</b>
<b>Liabilities</b>							
-Trade payables	681.24	-	-	-	-	681.24	681.24
-Borrowings*	15,255.07	-	-	-	-	15,255.07	15,255.07
-Other financial liabilities*	193.17	-	-	-	-	193.17	193.17
<b>Total</b>	<b>15,936.31</b>	<b>-</b>	<b>-</b>	<b>-</b>	<b>-</b>	<b>16,129.48</b>	<b>16,129.48</b>

\* Current maturity of long term debts are presented under other financial liabilities are added to borrowings.

The carrying value and the fair value of financial instruments by categories as at 31 March 2023

<b>Assets:</b>							
-Cash and cash equivalents	1,286.25	-	-	-	-	1,286.25	1,286.25
-Investments	-	-	-	-	-	-	-
-in Equity shares	-	-	-	-	-	-	-
-in mutual funds	-	326.21	-	-	-	326.21	326.21
- Loans	3.49	-	-	-	-	3.49	3.49
-Other financial assets	11.10	-	-	-	-	11.10	11.10
<b>Total</b>	<b>1,300.84</b>	<b>326.21</b>	<b>-</b>	<b>-</b>	<b>-</b>	<b>1,627.05</b>	<b>1,627.05</b>
<b>Liabilities</b>							
-Trade payables	1,147.22	-	-	-	-	1,147.22	1,147.22
-Borrowings*	12,661.58	-	-	-	-	12,661.58	12,661.58
-Other financial liabilities*	106.84	-	-	-	-	106.84	106.84
<b>Total</b>	<b>13,915.63</b>	<b>-</b>	<b>-</b>	<b>-</b>	<b>-</b>	<b>13,915.63</b>	<b>13,915.63</b>

\* Current maturity of long term debts are presented under other financial liabilities are added to borrowings.

Fair value estimation

Ind AS 113 requires disclosure of fair value measurements by level of the following fair value measurement hierarchy:

Level 1 – Quoted prices (unadjusted) in active markets for identical assets or liabilities.

Level 2 – Inputs other than quoted prices included within level 1 that are observable for the asset or liability, either directly (that is, as prices) or indirectly (that is, derived from prices) .

Level 3 – Inputs for the asset or liability that are not based on observable market data (that is, unobservable inputs).

The following table presents the Company's assets and liabilities that are measured at fair value as at:

	Level 1	Level 2	Level 3	Total
<b>31 March 2024</b>				
<b>Assets</b>				
-Investments in mutual funds	657.41	-	-	<b>657.41</b>
-Investments in Equity Instruments (Carried at cost)	-	-	2.50	<b>2.50</b>
<b>31 March 2023</b>				
<b>Assets</b>				
-Investments in mutual funds	326.21	-	-	<b>326.21</b>
-Investments in Equity Instruments (Carried at cost)	-	-	2.50	<b>2.50</b>

The fair value of financial instruments traded in active markets is based on quoted market prices at the reporting date. A market is regarded as active if quoted prices are readily and regularly available from an exchange, dealer, broker, industry group, pricing service, or regulatory agency, and those prices represent actual and regularly occurring market transactions on an arm's length basis. The quoted market price used for financial assets held by the company is the current bid price. These instruments are included in Level 1. Instruments included in Level 1 comprise of investments in mutual funds.

The fair value of financial instruments that are not traded in an active market (for example over-the-counter derivatives) is determined by using valuation techniques. These valuation techniques maximise the use of observable market data where it is available and rely as little as possible on entity specific estimates. If all significant inputs required to fair value an instrument are observable, the instrument is included in Level 2. Instruments included in Level 2 comprise of derivative assets taken for hedging purpose.

If one or more of the significant inputs is not based on observable market data, the instrument is included in Level 3.

NOTES FORMING PART OF THE STANDALONE FINANCIAL STATEMENTS

Note 23 - Revenue from Operations

(Rs. in Lakhs)

Particulars	For the period ended 31 March 2024	For the period ended 31 March 2023
(a) Sale of Properties/Flats (Residential)	-	316.72
(b) Sale of Products(Retail Shop)	20.45	21.83
(d) Rental and Other related Revenue	2,102.26	1,519.19
(e) Sales Others	-	30.00
<b>Total</b>	<b>2,122.71</b>	<b>1,887.74</b>

- (1) Contract Balances  
Amounts received before the related performance obligation is satisfied are included in the balance sheet (Contract liability) as "Advances received from Customers" in note no. 21- Other Current Liabilities.
- (a) There were no significant changes in the composition of the contract liabilities during the reporting period other than on account of and revenue recognition.
- (b) Amounts previously recorded as contract liabilities increased due to further amount received during the year and decreased due to revenue recognised during the year on completion of the construction.
- (c) There are no contract assets outstanding at the end of the year.
- (d)

(2) Reconciliation of revenue recognised with the contracted price is as follows:

Particulars	For the period ended 31 March 2024	For the period ended 31 March 2023
Contracted price	0.00	316.72
Adjustments on account of cash discounts or early payment rebates, etc.		0
Revenue recognised as per Statement of Profit & Loss	0.00	316.72

Note 24 - Other Income

(Rs. in Lakhs)

Particulars	For the period ended 31 March 2024	For the period ended 31 March 2023
(a) Interest Income	109.59	37.29
(b) Dividend Income	0.08	0.05
Rent Income	39.13	23.06
(d) Net Gain/loss on Financial Assets FVTPL	44.21	12.15
(e) Net Gain/loss on sale of Mutual fund	0.54	18.24
(f) Miscellaneous Income	5.18	0.05
(g) Profit/ (Loss) on sale of Fixed Assets	-20.19	-
(h) Sundry balance written off	0.09	0.11
<b>Total</b>	<b>178.63</b>	<b>90.95</b>

**Note 25 - Cost of construction including cost of land and material /TDR consumed**

(Rs. in Lakhs)

Particulars	For the period ended 31 March 2024	For the period ended 31 March 2023
Contract cost, labour and other charges	-	191.69
<b>Total</b>	<b>-</b>	<b>191.69</b>

**Note 26 - Purchase stock in trade**

(Rs. in Lakhs)

Particulars	For the period ended 31 March 2024	For the period ended 31 March 2023
Retail Purchase	12.06	14.51
Purchase Others	-	56.34
<b>Total</b>	<b>12.06</b>	<b>70.85</b>

**Note 27 - Change in Inventories**

(Rs. in Lakhs)

Particulars	For the period ended 31 March 2024	For the period ended 31 March 2023
Inventories at the beginning of the year		
Finished goods	-	668.46
less: transfer to Raw material		-
Work in progress		-
Stock in trade	6.75	5.83
<b>Total (a)</b>	<b>6.75</b>	<b>674.30</b>
Finished goods Transfer to Property Plant and Equipment	-	351.74
Work in progress		-
Stock in trade	6.39	6.75
<b>Total (b)</b>	<b>6.39</b>	<b>358.50</b>
<b>Total (a) - (b)</b>	<b>0.36</b>	<b>315.80</b>

**Note 28 - Employee Benefits Expense**

(Rs. in Lakhs)

Particulars	For the period ended 31 March 2024	For the period ended 31 March 2023
(a) Salaries and wages	207.40	204.93
(b) Contribution to provident and other funds	13.98	3.84
(c) Staff welfare expenses	25.48	52.19
<b>Total</b>	<b>246.85</b>	<b>260.96</b>

**Note 29 - Finance Cost**

(Rs. in Lakhs)

Particulars	For the period ended 31 March 2024	For the period ended 31 March 2023
(a) Interest expense on borrowings	995.03	864.98
(b) Other borrowing cost	14.48	66.63
<b>Total</b>	<b>1,009.51</b>	<b>931.62</b>

**Note 30 - Other Expenses**

(Rs. in Lakhs)

Particulars	For the period ended 31 March 2024	For the period ended 31 March 2023
(a) Advertisement, Promotion & Selling Expenses	68.20	43.13
(b) Rent including lease rentals	42.00	40.25
(c) Repairs and maintenance		
- Machinery	0.24	4.20
- Others	61.82	56.30
(d) Insurance	11.75	8.23
(e) Rates and Taxes	8.88	15.51
(f) Communication	5.83	4.72
(g) Travelling and Conveyance	78.79	40.63
(h) Printing & Stationery	4.40	3.85
(i) Membership Fees	10.26	4.02
(j) Legal and professional fees	92.07	126.31
(k) Payment to Auditors	9.00	10.00
(l) Water Charges	11.42	32.61
(m) Power and Fuel	130.48	282.91
(n) Security Expenses	21.59	39.79
(o) Miscellaneous Expenses	146.64	72.79
(p) Information & Technology Expense	3.15	-
<b>Total</b>	<b>706.52</b>	<b>785.25</b>

**Note 31 - Payment to Auditors**

(Rs. in Lakhs)

Particulars	For the period ended 31 March 2024	For the period ended 31 March 2023
a) Statutory Auditor Audit	9.00	10.00
<b>Total</b>	<b>9.00</b>	<b>10.00</b>

Notes forming part of the standalone financial statements

**Note 32**

Details of employee benefits as required by the Ind AS 19 " Employee Benefits" as given below :-

(a) Employee benefits expense include contribution towards defined contribution plans as follow :

(Rs. in Lakhs)

Particulars	For the Year ended 31 March 2024		For the Year ended 31 March 2023	
	Provident fund scheme	5.97		5.17
Less: Allocated to projects	3.90	2.07	1.70	3.47
State Insurance Scheme	0.47		0.47	
Less: Allocated to projects	0.11	0.37	0.38	0.09
<b>Total</b>		<b>2.44</b>		<b>3.56</b>

(b) Plan description : Gratuity and compensated absences plan

(i) Gratuity (Funded)

The Company makes annual contributions to the Gratuity Fund maintained by the trustees of the scheme, a funded defined benefit plan for qualifying employees. The scheme provides for lumpsum payment to vested employees at retirement, death while in employment or on termination of employment of an amount equivalent to 15 days salary payable for each completed year of service or part thereof in excess of 6 months. Vesting occurs only upon completion of 5 years of service, except in case of death or permanent disability. The present value of the defined benefit obligation and the related current service cost are measured using the projected unit credit method with actuarial valuation being carried out at balance sheet date by an independent actuary appointed by the Company.

(ii) Compensated absences (Non Funded)

The present value of the defined benefit obligation and the related current service cost are measured using the projected unit credit method with actuarial valuation being carried out at balance sheet date by an independent actuary appointed by the Company.

(c) Break down of plan assets : Gratuity

(Rs. in Lakhs)

Particulars	As on 31 March 2024	As on 31 March 2023
	Trustees of the Company ( Gratuity Fund )	1.76
<b>Total</b>	<b>1.76</b>	<b>1.76</b>

Notes forming part of the standalone financial statements

(d) Defined benefit plans - as per actuarial valuation carried out by an independent actuary as at respective balance sheet date

(Rs. in Lakhs)

Particulars	Gratuity (Funded)		Leave Encashment (Unfunded)	
	2023-2024	2022-2023	2023-2024	2022-2023
<b>I Change in defined benefit obligation</b>				
Liability at the beginning of the year	108.54	108.72	30.90	27.85
Interest cost	7.44	7.10	2.10	1.87
Current service cost	4.20	4.11	2.80	3.96
Liability transferred in / (out)	-	0.48	0.19	0.19
Benefits paid	(12.94)	(10.20)	(4.30)	(0.96)
Actuarial (gain)/loss on obligation	10.67	(1.67)	11.24	(2.02)
<b>Liability at the end of the year</b>	<b>117.91</b>	<b>108.54</b>	<b>42.93</b>	<b>30.90</b>
<b>II Change in plan assets</b>				
Fair value of plan assets at the beginning of the year	1.76	1.76		
Adjustment to opening funds	-	-		
Return on plan Assets Exl interest income	(0.13)	(0.12)		
Interest Income	0.13	0.12		
Contributions by employers	12.94	10.20		
Mortality Charges & Taxes	-	-		
Benefits paid	(12.94)	(10.20)		
Actuarial gain/(loss) on plan assets	-	-		
<b>Fair value of plan assets at the end of the year</b>	<b>1.76</b>	<b>1.76</b>		
<b>Total actuarial (gain)/loss to be recognized</b>	<b>10.67</b>	<b>(1.67)</b>	<b>11.24</b>	<b>(2.02)</b>
<b>III Actual return on plan assets</b>				
Return on Plan Assets	(0.13)	(0.12)		
Interest income	0.13	0.12		
Actuarial gain/(loss) on plan assets	-	-		
<b>Actual return on plan assets</b>	<b>-</b>	<b>-</b>	<b>0</b>	<b>0</b>
<b>IV Amount recognized in the balance sheet</b>				
Liability at the end of the year	117.91	108.54	42.93	30.90
Fair value of plan assets at the end of the year	1.76	1.76		
<b>Amount recognized in the balance sheet</b>	<b>116.15</b>	<b>106.78</b>	<b>42.93</b>	<b>30.90</b>
<b>V Expenses recognized in the statement of profit and loss for the year</b>				
Current service cost	4.20	4.11	2.80	3.96
Past service cost	-	-	-	-
Adjustment to opening funds	-	-	-	-
Interest cost	7.31	6.98	2.10	1.87
Expected return on plan assets	-	0	-	-
Net actuarial (gain)/loss to be recognized	-	0	11.24	(2.02)
<b>Expenses recognized in statement of profit and loss</b>	<b>11.52</b>	<b>11.09</b>	<b>16.14</b>	<b>3.82</b>
<b>VI Expenses recognized in the statement of Other Comprehensive Income (OCI)</b>				
Actuarial (gain)/loss on obligation	10.67	(1.67)		-
Return on Plan Assets excluding net interest	0.13	0.12		-
Total Remeasurements costs/(Credits) for the year recognised in OCI	10.79	(1.55)		-
<b>VII Amount recognized in the balance sheet</b>				
Opening net liability	106.78	106.96	30.90	27.85
Expenses as above	11.52	11.09	16.14	3.82
Liability transferred in / (out)	-	0.48	0.19	0.19
OCI - Net	10.79	(1.55)		
Contributions by employers/benefits paid/(Inclusive of Mortality charges and taxes)	(12.94)	(10.20)	(4.30)	(0.96)
<b>Amount recognized in the balance sheet</b>	<b>116.15</b>	<b>106.78</b>	<b>42.93</b>	<b>30.90</b>
<b>VIII Actuarial assumptions for the year</b>				
Discount factor	7.09%	7.29%	7.09%	7.29%
Expected Rate of return on plan assets				
Interest rate	7.09%	7.29%	7.09%	7.29%
Attrition rate	3.00%	3.00%	3.00%	3.00%
Rate of escalation in salary	4.00%	4.00%	4.00%	4.00%

(e) For the estimates of future salary increase, factors that are taken into account are inflation, seniority, promotion and other relevant factors.

(f) The major categories of plan assets as a percentage of total plan assets.

Particulars	% of total investments as at 31 March 2024	% of total investments as at 31 March 2023
Patterns of investments as per Rule 67 of the Income Tax Rules, 1962 or Life Insurance Corporation of India Gratuity Scheme Rule 101	100.00%	100.00%
<b>Total</b>	100%	100%

(g) Sensitivity Analysis - Gratuity

Sensitivity for significant actuarial assumptions is computed by varying one actuarial assumption by one percentage, keeping all other actuarial assumptions constant.

Particulars	Gratuity (Funded)	Leave Encashment (Unfunded)
I		
When Discount rate is decreased or increased by 100 basis point :		
Decreased by 1%	121.69	43.95
Increased by 1%	114.66	42.09
II		
When Salary Escalation rate is decreased or increased by 100 basis point :		
Decreased by 1%	115.95	42.08
Increased by 1%	120.04	43.95

(h) Experience History					
Particulars	As on 31 March 2024	As on 31 March 2023	As on 31 March 2022	As on 31 March 2021	As on 31 March 2020
Present value of obligation	117.91	108.54	108.72	105.90	103.61
Fair value of plan assets	1.76	1.76	1.76	1.76	1.76
Surplus / (Deficit) in the plan	(116.15)	(106.78)	(106.96)	(104.14)	(101.85)
Experience adjustment					
On plan liabilities - (gain)/loss					
On plan assets - (gain)/loss	(0.13)	(0.12)	(0.11)	(0.12)	(0.13)



Notes forming part of the standalone financial statements

**Note 33**

**Financial Risk Management**

**Capital Management**

The company's capital management objective are

- to ensure company's ability to continue as a going concern
- to maximise the return the capability to stakeholders through the optimization of the debt and equity balance.

**Financial Risk Management Objectives**

In the course of its business, the Company is exposed primarily to fluctuations in interest rates, Liquidity and credit risk which may impact the fair value of its financial instruments. The Company assesses the unpredictability of the financial environment and seeks to mitigate potential adverse effects on the financial performance of the Company.

**Market Risk:** Market risk is the risk that the fair value or future cash flows of a financial instrument will fluctuate because of changes in market prices. Market risk comprises three types of risk: currency risk, interest rate risk and other price risk such as equity price risk and commodity price risk. The objective of market risk management is to manage and control market risk exposures within acceptable parameters, while optimising the return.

Future specific market movements cannot be normally predicted with reasonable accuracy.

**Currency Risk:** The Company does not have material foreign currency transactions. The company is not exposed to risk of change in foreign currency

**Interest Risk:** Interest rate risk is the risk that the fair value or future cash flows of a financial instrument will fluctuate because of changes in market interest rates. The company has been monitoring the same on timely basis to mitigate the risk due to interest rate changes.

**Other price Risk :**The Company is not exposed to equity price risks arising from equity investments. Equity investments are held for strategic rather than trading purposes. The Company does not actively trade these investments.

**Credit Risk Management**

Credit risk is the risk of financial loss arising from counterparty failure to repay or service debt according to the contractual terms or obligations. Credit risk encompasses of both, the direct risk of default and the risk of deterioration of creditworthiness as well as concentration of risks.

Financial instruments that are primarily subject to concentration of credit risk principally consist of receivables, investments, cash and cash equivalents and other financial assets. None of the financial instruments of the company result in material concentration of credit risk.

**Liquidity Risk**

Liquidity risk refers to the risk when the company cannot meet its financial obligations. The objective of the liquidity risk is to maintain sufficient liquidity and ensure that the funds are available for use as per requirements. The Company manages liquidity risk by maintaining adequate reserves, banking facilities and reserve borrowing facilities, by monitoring forecast and actual cash flows, and by matching the maturity profiles of financial assets and liabilities.

(Rs. in Lakhs)

Financial Liabilities	Carrying amount	Due in one year	Due after one year	Total contractual cash flows
<b>a) Trade payables</b>				
- 31 March 2024	681.24	681.24	-	681.24
- 31 March 2023	1,147.22	1,147.22	-	1,147.22
<b>b) Borrowings</b>				
- 31 March 2024	15,255.07	1,962.78	13,292.29	15,255.07
- 31 March 2023	12481.34	1821.15	10,660.20	12,481.34
<b>c) Others</b>				
- 31 March 2024	669.01	193.17	475.84	669.01
- 31 March 2023	437.16	106.84	330.32	437.16



Notes forming part of the Standalone financial statements

Note 34

I. NAMES OF RELATED PARTIES AND DESCRIPTION OF RELATIONSHIP

A. Key Management Personnel

- 1 Shri S. N. Pittie
- 2 Shri S. K. Jhunjhunwala
- 3 Shri Akash joshi

B. Where Control exists subsidiary

- 1 Raja Bahadurs Realty Limited

C. Where KMP exercise significant influence

- 1 Mukundlal Bansilal & Sons Private Limited
- 2 UV International
- 3 Samudra Enterprises Private Limited

D. Relatives/Close Members of the family of key Management Personnel (with whom the Company had transactions)

- 1 Shri Umang S. Pittie
- 2 Shri Vaibhav S. Pittie
- 3 Smt. Malvika S. Pittie

II A Disclosure of transactions with related parties for the period ended 31 March 2024

(Rs. in Lakhs)

Particulars	Description of Relationship	2023-24	2022-23
Remuneration	Key Management Personnel	139.36	96.00
Salary	Key Management Personnel and their relatives	152.92	114.88
Unsecured Loan repaid to Directors/KMP	Key Management Personnel and their relatives	265.95	-
Unsecured Loan outstanding	Key Management Personnel and their relatives	-	265.95



**B Disclosure in respect of transactions related parties during the year**

(Rs. in Lakhs)

Sr. No	Transactions	2023-24	2022-23
	<b>Remuneration Paid</b>		
1	Shri S. N. Pittie	139.36	96.00
	<b>Total</b>	<b>139.36</b>	<b>96.00</b>
	<b>Salary</b>		
1	Shri S. K. Jhunjhunwala	50.40	42.56
2	Shri Umang S. Pittie	50.40	35.04
3	Shri Vaibhav S. Pittie	46.20	33.40
4	Shri Akash Joshi	5.92	3.88
	<b>Total</b>	<b>152.92</b>	<b>114.88</b>
	<b>Director Sitting Fees paid</b>		
1	Smt Malvika S. Pittie	-	0.75
	<b>Total</b>	<b>-</b>	<b>0.75</b>
	<b>Amount Paid</b>		
1	Raja Bahadurs Realty Limited	7.12	65.65
2	Samudra Enterprises Private Limited	143.35	245.36
3	UV International	63.23	58.08
4	Mukundlal Bansilal & Sons Private Limited	378.39	508.73
	<b>Total</b>	<b>592.09</b>	<b>877.82</b>
	<b>Amount Received</b>		
1	Raja Bahadurs Realty Limited	-	3.38
2	Samudra Enterprises Private Limited	59.00	129.12
3	UV International	1.00	
	<b>Total</b>	<b>60.00</b>	<b>132.51</b>
	<b>Contractual Service received</b>		
1	UV International	59.79	58.69
	<b>Total</b>	<b>59.79</b>	<b>58.69</b>
	<b>Purchases</b>		
1	Mukundlal Bansilal & Sons Private Limited	81.52	795.16
2	Samudra Enterprises Private Limited	-	162.72
	<b>Total</b>	<b>81.52</b>	<b>957.87</b>
	<b>License fees received</b>		
1	UV International	1.36	
	<b>Total</b>	<b>1.36</b>	<b>-</b>
	<b>Unsecured Loan repaid to Directors/KMP</b>		
1	Shri S. N. Pittie	0.95	-
2	Shri M M Pittie	265.00	-
	<b>Total</b>	<b>265.95</b>	<b>-</b>
	<b>Unsecured Loan outstanding</b>		
1	Shri S. N. Pittie	-	0.95
2	Shri M M Pittie	-	265.00
	<b>Total</b>	<b>-</b>	<b>265.95</b>
	<b>Closing Balance</b>		
1	Mukundlal Bansilal & Sons Private Limited	208.60	505.45
2	Raja Bahadurs Realty Limited	-5.09	2.03
3	Samudra Enterprises Private Limited	-	84.35
4	U V International	5.70	9.51
	<b>Total</b>	<b>209.21</b>	<b>601.34</b>



Notes forming part of the standalone financial statements

II. Compensation Of Key Managerial Personnel

(Rs. in Lakhs)

Sr. No.	Particulars	2023-24	2022-23
a	Short Term Employee Benefits*	195.68	142.44
b	Post employment benefits*	-	-

The amounts disclosed in the table are the amounts recognised as an expense during the reporting period related to Key Managerial Personnel.

\*As the liabilities for the gratuity are provided on an actuarial basis, and calculated for the Company as a whole rather than each of the individual employees, the said liabilities pertaining specifically to KMP are not known and hence, not included in the above table.

Note 35 Lease

(Rs. in Lakhs)

Operating Lease: (Company as a lessor)		For the period ended 31 March 2024	For the period ended 31 March 2023
a.	The Company has entered into commercial lease and license agreements on the structures/ sheds. The lease is initially for a fixed period and renewable at the option of lessor / lessee for further period. On termination of lease or at the the end of lease, the lessee hand over possession of the leased asset. Future minimum lease rentals receivable under non-cancellable operating leases are as follows: Within one year of the balance sheet date After one year but not more than five years More than five years	2,282.58 7,379.56 16.65	2,964.99 12,903.38 463.74
b.	Lease payments recognised in the statement of profit and loss for the period	1,734.44	1,519.19

Note 36 Earnings Per Share

Particulars	Year Ended Mar-24	Year Ended Mar-23
a. There is no potential equity shares and hence the basic and diluted EPS are same.		
b. The calculation of the Basic and Diluted EPS is based on the following data:		
Net Profit for the year after tax	117.80	(625.57)
Weighted average number of equity shares outstanding during the year	2.50	2.50
Basic and Diluted EPS for equity share (Face value of Rs 100 each)	47.12	(250.23)

As per our report of even date

For and on behalf of the Board of Directors of  
RAJA BAHADUR INTERNATIONAL LIMITED

For Jain P.C. & Associates  
Chartered Accountants  
Firm Registration No. 126313W

S.N. PITTIE  
Chairman & Managing Director  
DIN: 00562400

Karan R Ranka  
Partner  
Membership Number: 136171

N.C. MIRANI  
Director  
DIN: 00045197

MOHAN V. TANKSALE  
Director  
DIN: 02971181

SANDEEP GOKHALE  
Director  
DIN: 00693885

RANJANA KAUL  
Director  
DIN: 07122917

Place: Mumbai  
Date: 28/05/2024

S.K. JHUNJHUNWALA  
Chief Financial Officer

AKASH JOSHI  
Company Secretary



NOTES FORMING PART OF STANDALONE FINANCIAL STATEMENTS

Ratio analysis and elements

RATIO	Numerator	Denominator	31-Mar-24	31-Mar-23	Variance	Reasons for Variance
(a) Current Ratio	Current Assets	Current Liabilities	1.24	1.13	9%	Increase in debtors as compared to previous year
(b) Debt-Equity Ratio	Total Debt	Shareholder's Equity	12.41	11.39	9%	Increase in debt as compared to previous year
(c) Debt Service Coverage Rat	Earnings Available for debt servie	Debt service	0.67	0.38	74%	Increase in profit as compared to previous year losses
(d) Return on Equity Ratio	Net profit after taxes	Average Shareholder's equity	0.10	-0.56	-118%	Increase in profit as compared to previous year losses
(e) Inventory turnover ratio	Cost of goods Sold/ Sales	Average inventory	8.89	0.62	1334%	Reduction in average inventory as compared to previous year
(f) Trade Receivables turnover	Net Credit Sales	Average Trade Receivables	2.55	1.95	31%	Increase in operating revenue as compared to previous year
(g) Trade payables turnover r	Net Credit Purchases	Average Trade Payables	3.02	3.51	-14%	Decrease in purchases as compared to previous year
(h) Net capital turnover ratio	Net sales	Average Working capital	3.60	-2.82	-228%	Increase in operating revenue as compared to previous year
(i) Net profit ratio	Net Profit	Net sales	0.06	-0.33	-118%	Increase in profit as compared to previous year losses
(j) Return on Capital employe	Earnings before interest and taxes	Capital Employed	0.07	0.02	304%	Increase in profit as compared to previous year losses
(k) Return on investment	Income generated from investments	Time weighted average investments	0.09	0.08	18%	Increase in interest on investment as compared to previous year



## **Independent Auditor's Report**

**To,  
The Members of  
Raja Bahadur International Limited  
Report on the Audit of the Consolidated Financial Statements**

### **Opinion**

We have audited the consolidated financial statements of **Raja Bahadur International Limited** ("the Company") and its subsidiary (the company and its subsidiary together referred to as "the Group"), which comprise the consolidated balance sheet as at 31st March 2024, and the consolidated statement of Profit and Loss, the consolidated statement of Changes in Equity and the consolidated statement of cash flows for the year then ended, and notes to the financial statements, including a summary of significant accounting policies and other explanatory information.

In our opinion and to the best of our information and according to the explanations given to us, the aforesaid consolidated financial statements give the information required by the Act in the manner so required and give a true and fair view in conformity with the accounting principles generally accepted in India, of the consolidated state of affairs of the Company as at 31st March, 2024, its consolidated profit/ loss and its consolidated cash flows for the year ended on that date.

### **Basis for Opinion**

We conducted our audit in accordance with the Standards on Accounting (SAs) specified under section 143(10) of the Companies Act, 2013. Our responsibilities under those Standards are further described in the Auditor's Responsibilities for the Audit of the Financial Statements section of our report. We are independent of the Company in accordance with the Code of Ethics issued by the Institute of Chartered Accountants of India together with the ethical requirements that are relevant to our audit of the financial statements under the provisions of the Companies Act, 2013 and the Rules thereunder, and we have fulfilled our other ethical responsibilities in accordance with these requirements and the Code of Ethics. We believe that the audit evidence we have obtained is sufficient and appropriate to provide a basis for our opinion.

### **Key Audit Matters**

Key audit matters are those matters that, in our professional judgment, were of most significance in our audit of the consolidated financial statements of the current period. These matters were addressed in the context of our audit of the consolidated financial statements as a whole, and in forming our opinion thereon, and we do not provide a separate opinion on these matters.

### **Information other than the financial statements and auditors' report thereon**

The Company's board of directors is responsible for the preparation of the other information. The other information comprises the information included in the Board's Report including Annexures to Board's Report but does not include the financial statements and our auditor's report thereon.

Our opinion on the financial statements does not cover the other information and we do not express any form of assurance conclusion thereon.

In connection with our audit of the financial statements, our responsibility is to read the other information and, in doing so, consider whether the other information is materially inconsistent with the financial statements or our knowledge obtained during the course of our audit or otherwise appears to be materially misstated.

If, based on the work we have performed, we conclude that there is a material misstatement of this other information, we are required to report that fact. We have nothing to report in this regard.

### **Responsibilities of Management and Those Charged with Governance for the Consolidated Financial Statements**

The Holding Company's Board of Directors is responsible for the matters stated in section 134(5) of the Companies Act, 2013 ("the Act") with respect to the preparation of these consolidated financial statements that give a true and fair view of the consolidated financial position, consolidated financial performance and consolidated cash flows of the Company in accordance with the accounting principles generally accepted in India, including the Indian Accounting Standards (Ind AS) specified under section 133 of the Act. This responsibility also includes maintenance of adequate accounting records in

accordance with the provisions of the Act for safeguarding of the assets of the Company and for preventing and detecting frauds and other irregularities; selection and application of appropriate accounting policies; making judgments and estimates that are reasonable and prudent; and design, implementation and maintenance of adequate internal financial controls, that were operating effectively for ensuring the accuracy and completeness of the accounting records, relevant to the preparation and presentation of the financial statements that give a true and fair view and are free from material misstatement, whether due to fraud or error.

In preparing the consolidated financial statements, management is responsible for assessing the Company's ability to continue as a going concern, disclosing, as applicable, matters related to going concern and using the going concern basis of accounting unless management either intends to liquidate the Company or to cease operations, or has no realistic alternative but to do so.

Those Board of Directors are also responsible for overseeing the Company's financial reporting process.

### **Auditor's Responsibilities for the Audit of the Consolidated Financial Statements**

Our objectives are to obtain reasonable assurance about whether the consolidated financial statements as a whole are free from material misstatement, whether due to fraud or error, and to issue an auditor's report that includes our opinion. Reasonable assurance is a high level of assurance, but is not a guarantee that an audit conducted in accordance with SAs will always detect a material misstatement when it exists. Misstatements can arise from fraud or error and are considered material if, individually or in the aggregate, they could reasonably be expected to influence the economic decisions of users taken on the basis of these financial statements.

As part of an audit in accordance with SAs, we exercise professional judgment and maintain professional skepticism throughout the audit. We also:

- Identify and assess the risks of material misstatement of the consolidated financial statements, whether due to fraud or error, design and perform audit procedures responsive to those risks, and obtain audit evidence that is sufficient and appropriate to provide a basis for our opinion. The risk of not detecting a material misstatement resulting from fraud is higher than for one resulting from error, as

fraud may involve collusion, forgery, intentional omissions, misrepresentations, or the override of internal control.

- Obtain an understanding of internal control relevant to the audit in order to design audit procedures that are appropriate in the circumstances. Under section 143(3)(i) of the Companies Act, 2013, we are also responsible for expressing our opinion on whether the company has adequate internal financial controls system in place and the operating effectiveness of such controls.
- Evaluate the appropriateness of accounting policies used and the reasonableness of accounting estimates and related disclosures made by management.
- Conclude on the appropriateness of management's use of the going concern basis of accounting and, based on the audit evidence obtained, whether a material uncertainty exists related to events or conditions that may cast significant doubt on the Company's ability to continue as a going concern. If we conclude that a material uncertainty exists, we are required to draw attention in our auditor's report to the related disclosures in the consolidated financial statements or, if such disclosures are inadequate, to modify our opinion. Our conclusions are based on the audit evidence obtained up to the date of our auditor's report. However, future events or conditions may cause the Company to cease to continue as a going concern.
- Evaluate the overall presentation, structure and content of the consolidated financial statements, including the disclosures, and whether the financial statements represent the underlying transactions and events in a manner that achieves fair presentation.

Materiality is the magnitude of misstatements in the consolidated financial statements that, individually or in aggregate, makes it probable that the economic decisions of a reasonably knowledgeable user of the consolidated financial statements may be influenced. We consider quantitative materiality and qualitative factors in (i) planning the scope of our audit work and in evaluating the results of our work; and (ii) to evaluate the effect of any identified misstatements in the consolidated financial statements.

We communicate with those charged with governance regarding, among other matters, the planned scope and timing of the audit and significant audit findings, including any significant deficiencies in internal control that we identify during our audit.



We also provide those charged with governance with a statement that we have complied with relevant ethical requirements regarding independence, and to communicate with them all relationships and other matters that may reasonably be thought to bear on our independence, and where applicable, related safeguards.

From the matters communicated with those charged with governance, we determine those matters that were of most significance in the audit of the consolidated financial statements of the current period and are therefore the key audit matters. We describe these matters in our auditor's report unless law or regulation precludes public disclosure about the matter or when, in extremely rare circumstances, we determine that a matter should not be communicated in our report because the adverse consequences of doing so would reasonably be expected to outweigh the public interest benefits of such communication

### **Report on Other Legal and Regulatory Requirements**

1. As required by Section 143 (3) of the Act, we report that:
  - a) We have sought and obtained all the information and explanations which to the best of our knowledge and belief were necessary for the purposes of our audit.
  - b) In our opinion, proper books of account as required by law have been kept by the Company so far as it appears from our examination of those books.
  - c) The Consolidated Balance Sheet, the Consolidated Statement of Profit and Loss and the Consolidated Cash Flow Statement dealt with by this Report are in agreement with the books of account.
  - d) In our opinion, the aforesaid consolidated financial statements comply with the Indian Accounting Standards (Ind AS) specified under Section 133 of the Act, read with Rule 7 of the Companies (Accounts) Rules, 2014.
  - e) On the basis of the written representations received from the directors as on 31st March, 2024 taken on record by the Board of Directors, none of the directors is disqualified as on 31st March, 2024 from being appointed as a director in terms of Section 164 (2) of the Act.
  - f) With respect to the adequacy of the internal financial controls with reference to consolidated financial statements of the Company and the operating effectiveness of such controls, refer to our separate Report in 'Annexure A'.

- g) With respect to the matter to be included in the Auditor's Report under section 197(16), In our opinion and according to the information and explanations given to us, the remuneration paid by the Company to its directors during the current year is in accordance with the provisions of section 197 of the Act. The remuneration paid to any director is not in excess of the limit laid down under section 197 of the Act.
- h) With respect to the other matters to be included in the Auditor's Report in accordance with Rule 11 of the Companies (Audit and Auditors) Rules, 2014, in our opinion and to the best of our information and according to the explanations given to us:
- i. The Company does not have any pending litigations which would impact its financial position.
  - ii. The Company did not have any long-term contracts including derivative contracts for which there were any material foreseeable losses.
  - iii. There were no amounts which were required to be transferred to the Investor Education and Protection Fund by the Company
  - iv. (a) The management has represented that, to the best of its knowledge and belief, no funds have been advanced or loaned or invested (either from borrowed funds or share premium or any other sources or kind of funds) by the company to or in any other person(s) or entity(ies), including foreign entities ("Intermediaries"), with the understanding, whether recorded in writing or otherwise, that the Intermediary shall, whether, directly or indirectly lend or invest in other persons or entities identified in any manner whatsoever by or on behalf of the company ("Ultimate Beneficiaries") or provide any guarantee, security or the like on behalf of the Ultimate Beneficiaries;  
(b) The management has represented, that, to the best of it's knowledge and belief, no funds have been received by the company from any person(s) or entity(ies), including foreign entities ("Funding Parties"), with the understanding, whether recorded in writing or otherwise, that the company shall, whether, directly or indirectly, lend or invest in other persons or entities identified in any manner whatsoever by or on behalf of the Funding Party ("Ultimate Beneficiaries") or provide any guarantee, security or the like on behalf of the Ultimate Beneficiaries; and

- (c) Based on such audit procedures that have been considered reasonable and appropriate in the circumstances, nothing has come to our notice that has caused us to believe that the representations under sub-clause (i) and (ii) of Rule 11(e), as provided under (a) and (b) above, contain any material mis-statement.
- v. No dividend has been declared or paid during the year by the company.

**For JAIN P.C. & ASSOCIATES**  
Chartered Accountants  
ICAI Firm Reg. No.: 126313W

**KARAN R RANKA**  
Partner  
Membership No.: 136171  
UDIN:-24136171BKEYQP8498

Date: 28/05/2024  
Place: Ahmedabad

## **Annexure 'A'**

### **Report on Internal Financial Controls with reference to consolidated financial statements**

#### **Report on the Internal Financial Controls under Clause (i) of Sub-section 3 of Section 143 of the Companies Act, 2013 ("the Act")**

We have audited the internal financial controls over financial reporting of **Raja Bahadur International Limited** ("the Company") and its subsidiary company as of March 31, 2024 in conjunction with our audit of the consolidated financial statements of the Company for the year ended on that date.

#### **Opinion**

In our opinion, to the best of our information and according to the explanations given to us, the Company has, in all material respects, an adequate internal financial controls system over financial reporting and such internal financial controls over financial reporting were operating effectively as at March 31, 2024, based on the internal control over financial reporting criteria established by the Company considering the essential components of internal control stated in the Guidance Note on Audit of Internal Financial Controls Over Financial Reporting issued by the Institute of Chartered Accountants of India.

#### **Management's Responsibility for Internal Financial Controls**

The Company's management is responsible for establishing and maintaining internal financial controls based on the internal control over financial reporting criteria established by the Company considering the essential components of internal control stated in the Guidance Note on Audit of Internal Financial Controls Over Financial Reporting issued by the Institute of Chartered Accountants of India. These responsibilities include the design, implementation and maintenance of adequate internal financial controls that were operating effectively for ensuring the orderly and efficient conduct of its business, including adherence to company's policies, the safeguarding of its assets, the prevention and detection of frauds and errors, the accuracy and completeness of the accounting records, and the timely preparation of reliable financial information, as required under the Companies Act, 2013.

## **Auditors' Responsibility**

Our responsibility is to express an opinion on the Company's internal financial controls over financial reporting based on our audit. We conducted our audit in accordance with the Guidance Note on Audit of Internal Financial Controls Over Financial Reporting (the "Guidance Note") and the Standards on Auditing, issued by ICAI and deemed to be prescribed under section 143(10) of the Companies Act, 2013, to the extent applicable to an audit of internal financial controls, both applicable to an audit of Internal Financial Controls and, both issued by the Institute of Chartered Accountants of India. Those Standards and the Guidance Note require that we comply with ethical requirements and plan and perform the audit to obtain reasonable assurance about whether adequate internal financial controls over financial reporting was established and maintained and if such controls operated effectively in all material respects.

Our audit involves performing procedures to obtain audit evidence about the adequacy of the internal financial controls system over financial reporting and their operating effectiveness. Our audit of internal financial controls over financial reporting included obtaining an understanding of internal financial controls over financial reporting, assessing the risk that a material weakness exists, and testing and evaluating the design and operating effectiveness of internal control based on the assessed risk. The procedures selected depend on the auditor's judgement, including the assessment of the risks of material misstatement of the financial statements, whether due to fraud or error. We believe that the audit evidence we have obtained is sufficient and appropriate to provide a basis for our audit opinion on the Company's internal financial controls system over financial reporting.

## **Meaning of Internal Financial Controls over Financial Reporting**

A company's internal financial control over financial reporting is a process designed to provide reasonable assurance regarding the reliability of financial reporting and the preparation of consolidated financial statements for external purposes in accordance with generally accepted accounting principles. A company's internal financial control over financial reporting includes those policies and procedures that

1. pertain to the maintenance of records that, in reasonable detail, accurately and fairly reflect the transactions and dispositions of the assets of the company;
2. provide reasonable assurance that transactions are recorded as necessary to permit preparation of financial statements in accordance with generally accepted accounting principles, and that receipts and expenditures of the company are being

made only in accordance with authorizations of management and directors of the company; and

3. provide reasonable assurance regarding prevention or timely detection of unauthorized acquisition, use, or disposition of the company's assets that could have a material effect on the financial statements.

### **Inherent Limitations of Internal Financial Controls over Financial Reporting**

Because of the inherent limitations of internal financial controls over financial reporting, including the possibility of collusion or improper management override of controls, material misstatements due to error or fraud may occur and not be detected. Also, projections of any evaluation of the internal financial controls over financial reporting to future periods are subject to the risk that the internal financial control over financial reporting may become inadequate because of changes in conditions, or that the degree of compliance with the policies or procedures may deteriorate.

**For JAIN P.C. & ASSOCIATES**

Chartered Accountants

ICAI Firm Reg. No.: 126313W

**KARAN R RANKA**

Partner

Membership No.: 136171

UDIN:-24136171BKKEYQP8498

Date: 28/05/2024

Place: Ahmedabad



**RAJA BAHADUR INTERNATIONAL LIMITED**

**Consolidated Balance Sheet as at 31 March 2024**

**(Rs. in Lakhs)**

Particulars	Note No.	As at 31 March 2024	As at 31 March 2023
<b>ASSETS</b>			
<b>Non-Current Assets</b>			
Property, Plant and Equipment and Intangible Assets	2	9,237.22	4,857.44
Capital work-in-progress	3	3,468.06	5,185.85
Goodwill		0.15	0.15
Financial Assets			
- Investments			
- Others	4	11.10	11.10
Deferred Tax Assets (net)	5	1,740.49	1,776.22
<b>TOTAL (A)</b>		<b>14,457.02</b>	<b>11,830.75</b>
<b>Current assets</b>			
Inventories	6	6.39	52.77
Financial Assets			
- Investments	7	657.41	326.21
- Trade Receivable	8	990.44	656.39
- Cash and cash equivalents	9	357.39	1,292.14
- Loans	10	4.47	3.49
Other Current Assets	11	1,824.01	1,715.87
<b>TOTAL (B)</b>		<b>3,840.12</b>	<b>4,046.87</b>
<b>TOTAL ASSETS (A) + (B)</b>		<b>18,297.13</b>	<b>15,877.62</b>
<b>EQUITY AND LIABILITIES</b>			
<b>EQUITY</b>			
Equity Share Capital	12	250.00	250.00
Other Equity	12.1	1,023.48	907.57
<b>TOTAL (A)</b>		<b>1,273.48</b>	<b>1,157.57</b>
<b>LIABILITIES</b>			
<b>Non-Current Liabilities</b>			
Financial Liabilities			
- Long Term Borrowings	13	13,292.29	10,660.20
- Others	14	475.84	330.32
Deferred Tax Liabilities (net)			
Provisions	15	9.07	6.45
Other Non Current Liabilities	16	162.28	164.57
<b>TOTAL (B)</b>		<b>13,939.47</b>	<b>11,161.54</b>
<b>Current Liabilities</b>			
Financial Liabilities			
- Short term borrowings	13	1,962.78	2,002.63
- Trade payables	17	687.76	1,155.03
- Others	18	194.11	107.56
Provisions	19	150.02	131.22
Other Current Liabilities	20	89.50	162.07
		<b>3,084.18</b>	<b>3,558.51</b>
<b>TOTAL EQUITY AND LIABILITIES (A) + (B) + (C)</b>		<b>18,297.13</b>	<b>15,877.62</b>
<b>Summary of Significant accounting policies</b>	1		
The accompanying notes form an integral part of the financial statements	2 to 35		
As per our report of even date			
<b>For Jain P.C. &amp; Associates</b> Chartered Accountants Firm Registration No. 126313W		<b>For and on behalf of the Board of Directors of RAJA BAHADUR INTERNATIONAL LIMITED</b>	
<b>Karan R Ranka</b> Partner Membership Number: 136171		<b>S.N. PITTIE</b> Chairman & Managing Director DIN: 00562400	
		<b>N.C. MIRANI</b> Director DIN: 00045197	<b>MOHAN V. TANKSALE</b> Director DIN: 02971181
		<b>SANDEEP GOKHALE</b> Director DIN: 00693885	<b>RANJANA KAUL</b> Director DIN: 07122917
		<b>S.K. JHUNJHUNWALA</b> Chief Financial Officer	<b>AKASH JOSHI</b> Company Secretary
Place: Mumbai Date: 28/05/2024			



<b>RAJA BAHADUR INTERNATIONAL LIMITED</b>			
<b>Consolidated Statement of Profit and Loss for the year ended 31 March 2024</b>			<b>(Rs. in Lakhs)</b>
<b>Particulars</b>	<b>Note No.</b>	<b>For the Period ended 31 Mar 2024</b>	<b>For the Period ended 31 Mar 2023</b>
Revenue from operations	22	2,122.71	1,887.74
Other income	23	184.83	94.25
<b>TOTAL INCOME (I)</b>		<b>2,307.54</b>	<b>1,981.99</b>
<b>EXPENSES</b>			
Cost of construction including cost of land and material / TDR consumed	24	-	191.69
Purchase of Stock in Trade	25	12.06	70.85
Change in Inventories of finished goods, Stock-in- Trade and Work in Progress	26	0.36	129.90
Employee benefits expenses	27	246.85	261.40
Finance costs	28	1,009.51	931.88
Depreciation	2	163.24	113.78
Other expenses	29	713.07	791.30
<b>TOTAL EXPENSES (II)</b>		<b>2,145.10</b>	<b>2,490.82</b>
<b>Profit / (Loss) before tax - (I) - (II)</b>		<b>162.44</b>	<b>(508.83)</b>
Less: Tax Expense			
Current tax			
Deferred tax	5	38.45	(63.87)
(Excess) provision of earlier years			
MAT credit written off earlier years			
<b>Total Tax Expenses</b>		<b>38.45</b>	<b>(63.87)</b>
<b>PROFIT/(LOSS) FOR THE YEAR</b>		<b>123.99</b>	<b>(444.95)</b>
<b>OTHER COMPREHENSIVE INCOME</b>			
<b>Items that will not be reclassified subsequently to profit or loss</b>			
- Gain on fair value of defined benefit plans as per actuarial valuation		( 10.79)	1.88
- Tax effect on above		2.72	(0.47)
<b>Total Other Comprehensive Income/( loss)</b>		<b>( 8.08)</b>	<b>1.41</b>
<b>Earnings per Equity share (Face Value Rs. 100)</b>			
(1) Basic	35	46.37	(177.42)
(2) Diluted	35	46.37	(177.42)
<b>Summary of Significant Accounting Policies</b>			
The accompanying notes form an integral part of the financial statements	1 2 to 35		
As per our report of even date		<b>For and on behalf of the Board of Directors of RAJA BAHADUR INTERNATIONAL LIMITED</b>	
<b>For Jain P.C. &amp; Associates</b>		<b>S.N. PITTIE</b>	
Chartered Accountants		Chairman & Managing Director	
Firm Registration No. 126313W		DIN: 00562400	
<b>Karan R Ranka</b>		<b>N.C. MIRANI</b>	<b>MOHAN V. TANKSALE</b>
Partner		Director	Director
Membership Number: 136171		DIN: 00045197	DIN: 02971181
		<b>SANDEEP GOKHALE</b>	<b>RANJANA KAUL</b>
		Director	Director
		DIN: 00693885	DIN: 07122917
Place: Mumbai		<b>S.K. JHUNJHUNWALA</b>	<b>AKASH JOSHI</b>
Date: 28/05/2024		Chief Financial Officer	Company Secretary



## Consolidated Statement of Cash Flows for the year ended 31 March 2024

(Rs. in Lakhs)

Particulars	As at 31 March 2024	As at 31 March 2023
<b>A. CASH FLOWS FROM OPERATING ACTIVITIES</b>		
Operating Profit before Exceptional Item	162.44	( 508.83)
Adjustments for:	-	-
Depreciation and amortization expense	163.24	113.78
Tax	0.84	1.82
(Profit)/ Loss from Exchange of Assets	20.19	-
Dividend income	( 0.08)	( 0.05)
Net Gain/loss on Financial Assets FVTPL	( 44.75)	( 30.39)
Other Comprehensive income	-	0.24
Interest income	( 109.59)	( 37.29)
Finance cost	1,009.51	931.88
<b>Operating profit before changes in assets and liabilities</b>	<b>1,201.81</b>	<b>471.18</b>
<b>Changes in assets and liabilities</b>		
Inventories	46.38	452.75
Loan & Other financial assets	( 3.68)	( 4.11)
Trade Receivable	( 332.33)	666.08
Other current assets	( 59.24)	( 764.30)
Trade payables	( 464.19)	242.05
Other financial liabilities	230.60	( 273.50)
Non financial liabilities and provisions	( 102.97)	133.65
<b>Cash generated from operations</b>	<b>( 685.44)</b>	<b>452.62</b>
Direct taxes paid (Net of refunds received)	( 11.63)	( 0.19)
<b>NET CASH GENERATED BY OPERATING ACTIVITIES</b>	<b>504.74</b>	<b>923.61</b>
<b>B. CASH FLOWS FROM INVESTING ACTIVITIES</b>		
Investment in Fixed assets & Capital work in progress	( 2,915.44)	( 3,705.57)
Proceed from Exchange of Assets	( 20.19)	-
Dividend Received	0.08	0.05
Redemption of Mutual Fund	( 331.20)	136.57
Sales of Fixed assets	90.19	-
Net Gain/loss on Financial Assets FVTPL	44.75	30.39
Interest received	109.59	37.29
<b>NET CASH (PROVIDED BY) INVESTING ACTIVITIES</b>	<b>( 3,022.21)</b>	<b>( 3,501.27)</b>
<b>C. CASH FLOWS FROM FINANCING ACTIVITIES</b>		
Repayment of non current borrowings	-	( 1.25)
Proceeds from non current borrowings	2,632.09	5,221.64
Proceeds from / (repayment of) current borrowings (net)	( 39.85)	( 541.99)
Interest paid	( 1,009.51)	( 931.88)
<b>NET CASH (USED IN) FINANCING ACTIVITIES</b>	<b>1,582.73</b>	<b>3,746.52</b>
<b>NET INCREASE/(DECREASE) IN CASH AND CASH EQUIVALENTS</b>	<b>( 934.74)</b>	<b>1,168.86</b>
<b>CASH AND CASH EQUIVALENTS AT THE BEGINNING OF THE YEAR</b>	<b>1,292.14</b>	<b>123.28</b>
<b>CASH AND CASH EQUIVALENTS AT THE END OF THE YEAR</b>	<b>357.39</b>	<b>1,292.14</b>
<b>COMPONENTS OF CASH AND CASH EQUIVALENTS</b>		
Balances with banks in:		
- Current Accounts	354.92	1,288.11
- Cash on hand	2.47	4.03
<b>TOTAL CASH AND CASH EQUIVALENTS</b>	<b>357.39</b>	<b>1,292.14</b>

## Summary of Significant Accounting Policies

The accompanying notes form an integral part of the financial statements

As per our report of even date

## For Jain P.C. &amp; Associates

Chartered Accountants

Firm Registration No. 126313W

## Karan R Ranka

Partner

Membership Number: 136171

Place: Mumbai

Date: 28/05/2024

For and on behalf of the Board of Directors of  
RAJA BAHADUR INTERNATIONAL LIMITED

## S.N. PITTIE

Chairman &amp; Managing Director

DIN: 00562400

## N.C. MIRANI

Director

DIN: 00045197

## MOHAN V. TANKSALE

Director

DIN: 02971181

## SANDEEP GOKHALE

Director

DIN: 00693885

## RANJANA KAUL

Director

DIN: 07122917

## S.K. JHUNJHUNWALA

Chief Financial Officer

## AKASH JOSHI

Company Secretary



RAJA BAHADUR INTERNATIONAL LIMITED

Consolidated Statement of Changes in Equity

a) Equity Share Capital

Particulars	(Rs. in Lakhs)
Balance as at 31 March 2023	250.00
Change for the year	-
Balance as at 31 March 2024	<u>250.00</u>

b) Other Equity 2022-23 (Rs. in Lakhs)

Particulars	General Reserve	Revaluation Reserve	Retained Earnings	Net Gain on defined benefit plans	Total
Balance as at 01 April 2022 - (a)	143.53	1,230.62	(54.83)	31.77	1,351.11
Profit for the year (i)	-	-	(444.95)	-	(444.95)
Revaluation reserve Transfer for the year(ii)	-	-	-	-	-
Re-measurement gain of defined benefit plan (iii)	-	-	-	1.41	1.41
Depreciation adjustment (iv)	-	-	-	-	-
Total Comprehensive Income (b) = (I to iv)	-	-	(444.95)	1.41	(443.54)
<b>Balance as at 31 March 2023 (a+b)</b>	<b>143.53</b>	<b>1,230.62</b>	<b>(499.78)</b>	<b>33.18</b>	<b>907.57</b>

c) Other Equity 2023-24 (Rs. in Lakhs)

Particulars	General Reserve	Revaluation Reserve	Retained Earnings	Net Gain on defined benefit plans	Total
Balance as at 01 April 2023 - (a)	143.53	1,230.62	(499.78)	33.18	907.56
Profit for the year (i)	-	-	123.99	-	123.99
Revaluation reserve Transfer for the year(ii)	-	-	-	-	-
Re-measurement gain of defined benefit plan (iii)	-	-	-	(8.08)	(8.08)
Depreciation adjustment (iv)	-	-	-	-	-
Total Comprehensive Income (b) = (I to iv)	-	-	123.99	(8.08)	115.91
<b>Balance as at 31 March 2024 (a+b)</b>	<b>143.53</b>	<b>1,230.62</b>	<b>(375.79)</b>	<b>25.10</b>	<b>1,023.48</b>

See significant accounting policies and accompanying notes forming an integral part of the financial

1 to 35

<p><b>For Jain P.C. &amp; Associates</b> Chartered Accountants Firm Registration No. 126313W</p> <p><b>Karan R Ranka</b> Partner Membership Number: 136171</p> <p>Place: Mumbai Date: 28th May 2024</p>	<p><b>For and on behalf of the Board of Directors of</b> <b>RAJA BAHADUR INTERNATIONAL LIMITED</b></p> <p><b>S.N. PITTIE</b> Chairman &amp; Managing Director DIN: 00562400</p> <p><b>N.C. MIRANI</b>                      <b>MOHAN V. TANKSALE</b> Director                                      Director DIN: 00045197                      DIN: 02971181</p> <p><b>SANDEEP GOKHALE</b>              <b>RANJANA KAUL</b> Director                                      Director DIN: 00693885                      DIN: 07122917</p> <p><b>S.K. JHUNJHUNWALA</b>              <b>AKASH JOSHI</b> Chief Financial Officer                      Company Secretary</p>
---	---

**Notes forming part of the consolidated financial statements**

---

**1 CORPORATE INFORMATION**

Raja Bahadur International Limited ("the Company") is a public company domiciled in India and is incorporated under the provisions of the Companies Act. The equity shares of the Company are listed on the Bombay Stock Exchange (BSE). The registered office of the company is located at Hamam House, 3rd Floor, Ambalal Doshi Marg, Fort, Mumbai - 400001. The Company is engaged primarily in the business of real estate development and construction.

**1.2 Basis of preparation of financial statements****Statements Compliance with Ind AS**

The consolidated financial statements of the Company have been prepared in accordance with the Indian Accounting Standards (Ind AS) as notified under the Companies (Indian Accounting Standards) Rules 2015 (as amended from time to time) and the provisions of the Companies Act, 2013 ("the Act") to the extent notified. The financial statements have been approved by the Company's Board of Directors and authorised for issue in the meeting held on 28/05/2024

**Basis of Measurement**

The financial statements have been prepared under historical cost convention on the accrual basis, except for certain financial instruments that require measurement at fair values in accordance with Ind AS.

Fair value is the price that would be received to sell or paid to transfer a liability in an orderly transaction between market participants at the measurement date, regardless of whether that price is directly observable or estimated using another valuation technique.

All assets and liabilities for which fair value is measured or disclosed in the financial statements are categorised within the fair value hierarchy, described as follows, based on the lowest level input that is significant to the fair value measurement as a whole:

Level 1 - Quoted(unadjusted) market prices in active markets for identical assets or liabilities

Level 2 - Valuation techniques for which the lowest level input that is significant to the fair value measurement is directly or indirectly observable.

Level 3 - Valuation techniques for which the lowest level input that is significant to the fair value measurement is unobservable.

For assets and liabilities that are recognised in the financials statements on a recurring basis, the Company determines whether transfers have occurred between levels in the hierarchy by re-assessing categorisation (based on the lowest level input that is significant to the fair value measurement as a whole) at the end of each reporting period.

**Use of Estimates**

"The preparation of financial statements requires the management of the company to make estimates and assumptions to be made that affect the reported amounts of assets and liabilities on the date of financial statements, disclosure of contingent liabilities as at the date of the financial statements, and the reported amounts of income and expenses during the reported period.

Although these estimates are based on the management's best knowledge of current events and actions, uncertainty about these assumptions and estimates could result in the outcomes requiring a material adjustment to the carrying amounts of assets or liabilities in future periods. Accounting estimates could change from period to period. Any revision to accounting estimates is recognized prospectively in the current and future periods, and if material, their effects are disclosed in the financial statements. Actual results could differ from the estimates. Any difference between the actual results and estimates are recognized in the period in which the results are known/materialize."

**Cash Flow Statement**

The Cash Flow statement is prepared by indirect method set out in Ind AS 7- "Cash Flow Statements" and present cash flows by operating, investing and financing activities of the Company.

**Rounding off amounts**

The financial statements are presented in Indian Rupees which is also the companies functional currency and all values are rounded to the nearest lakhs (INR 00,000), except otherwise indicated.

## 1 Significant Accounting Policies

### a. Key accounting estimates and judgments

Information about critical judgments in applying accounting policies, as well as estimates and assumptions that have most significant effect to the carrying amounts of assets and liabilities with in the next financial year, are included in the following notes

Measurement of defined obligations

Measurement of likelihood of occurrence of contingencies Measurement of contract estimates

Measurement of current tax and deferred tax assets

Determination of fair value of certain financial assets and financial liabilities

Determination of fair value of certain financial assets and financial liabilities

### b. Critical accounting judgments and key sources of estimation uncertainty

The preparation of the financial statements in conformity with the Ind AS requires management to make judgments, estimates and assumptions that affect the application of accounting policies and the reported amounts of assets, liabilities and disclosures as at date of the financial statements and the reported amounts of the revenues and expenses for the years presented. The estimates and associated assumptions are based on historical experience and other factors that are considered to be relevant. Although these estimates are based upon managements best knowledge of current events, actual results may differ from these estimates under different assumptions and conditions

The estimates and underlying assumptions are reviewed on an ongoing basis. Revisions to accounting estimates are recognized in the period in which the estimate is revised if the revision affects only that period, or in the period of the revision and future periods if the revision affects both current and future periods.

#### Critical Judgments

In the process of applying the Company's accounting policies, management has made the following judgments, which have the most significant effect on the amounts recognized in the financial statements

#### -Discount rate used to determine the carrying amount of the Company's defined benefit obligation

In determining the appropriate discount rate for plans operated in India, the management considers the interest rates of government bonds in currencies consistent with the currencies of the post-employment benefit obligation.

#### -Contingencies and commitments

In the normal course of business, contingent liabilities may arise from litigations and other claims against the Company. Where the potential liabilities have a low probability of crystallizing or are very difficult to quantify reliably, company treat them as contingent liabilities. Such liabilities are disclosed in the notes but are not provided for in the financial statements. Although there can be no assurance regarding the final outcome of the legal proceedings, company do not expect them to have a materially adverse impact on the financial position or profitability.

#### Key Sources of estimation uncertainty

The key assumptions concerning the future, and other key sources of estimation uncertainty at the end of the reporting period, that have a significant risk of causing a material adjustment to the carrying amounts of assets and liabilities within the next financial year are discussed below:

#### -Contract estimates

The Company, being a part of construction industry, prepares budgets in respect of each project to compute project profitability. The two major components of contract estimate are 'claims arising during construction period' (described below) and 'budgeted costs to complete the contract'. While estimating these components various assumptions are considered by the management such as (i) Work will be executed in the manner expected so that the project is completed timely (ii) Consumption norms will remain same (iii) Assets will operate at the same level of productivity as determined (iv) Wastage will not exceed the normal percentage as determined etc. (v) Estimates for contingencies (vi) There will be no change in design and the geological factors will be same as communicated and (vii) Price escalations. Due to such complexities involved in the budgeting process, contract estimates are highly sensitive to changes in these assumptions. All assumptions are reviewed at each reporting date.

### c. Current and Non Current classification

The Company presents assets and liabilities in the balance sheet based on current/ non-current classification in accordance with Part-I of Division- II of Schedule III of the Companies Act, 2013.

An asset is treated as current when (a) It is expected to be realised or intended to be sold or consumed in normal operating cycle; (b) It is held primarily for the purpose of trading; or (c) It is expected to be realised within twelve months after the reporting period, or (d) The asset is cash or cash equivalent unless restricted from being exchanged or used to settle a liability for at least twelve months after the reporting period. All other assets are classified as non-current.

A liability is current when (a) It is expected to be settled in normal operating cycle; or (b) It is held primarily for the purpose of trading; or (c) It is due to be settled within twelve months after the reporting period, or (d) There is no unconditional right to defer the settlement of the liability for at least twelve months after the reporting period. Terms of a liability that could, at the option of the counterparty, results in its settlement by the issue of equity instruments do not affect its classification. The Company classifies all other liabilities as non-current.

The operating cycle is the time between the acquisition of assets for processing and their realisation in cash and cash equivalents. Accordingly, operating cycle for the business activities of the Company covers the duration of the specific project/contract/project line/service including defect liability period, wherever applicable and extends up to the realization of receivables (including retention money) with agreed credit period normally applicable to the respective project. Borrowings are classified as current if they are due to be settled within 12 months after the reporting period. "

### d. Segment

The company is engaged in the business of Real Estate development activities. The operations of the company do not qualify for reporting as business segments as per the criteria set out under Indian Accounting Standard 108 (IND AS-108) on "Operating Segments". The company entire business falls under this one operational segment and hence the same has been disclosed in the Balance Sheet and the Statement of Profit and Loss. The Company is operating in India hence there is no reportable geographic segment



#### e. Financial Instruments

Financial assets and liabilities are recognised when the Company becomes a party to the contractual provisions of the instruments. Financial assets and liabilities are initially measured at fair value. Transaction costs that are directly attributable to the acquisition or issue of financial assets and financial liabilities (other than financial assets and financial liabilities at fair value through profit or loss) are added to or deducted from the fair value measured on initial recognition of financial asset or financial liability.

Transaction costs directly attributable to the acquisition of financial assets or financial liabilities at fair value through profit or loss are recognised in profit or loss.

##### **Financial Assets**

All regular way purchases or sales of financial assets are recognised and derecognised on a trade date basis. Regular way purchases or sales are purchases or sales of financial assets that require delivery of assets within the time frame established by regulation or convention in the market place.

All recognised financial assets are subsequently measured in their entirety at either amortised cost or fair value, depending on the classification of the financial assets.

##### **- Classification**

The Company classifies its financial assets in the following measurement categories:

- those to be measured subsequently at fair value (either through other comprehensive income, or through profit or loss), and
- those measured at amortized cost

The classification depends on the entity's business model for managing the financial assets and the contractual terms of the cash flows.

For assets measured at fair value, gains and losses will be either be recorded in profit and loss or other comprehensive income.

##### **- Financial assets at amortized cost**

a. Debt instruments that meet the following conditions are subsequently measured at amortised cost (except for debt instruments that are designated as at fair value through profit or loss on initial recognition) a. the asset is held within a business model whose objective is to hold assets in order to collect contractual cash flows; and

b. the contractual terms of the instrument give rise on specified dates to cash flows that are solely payments of principal and interest on the principal amount outstanding.

##### **- Effective interest method :**

"The effective interest method is a method of calculating the amortised cost of a debt instrument and of allocating interest income over the relevant period. The effective interest rate is the rate that exactly discounts estimated future cash receipts (including all fees and points paid or received that form an integral part of the effective interest rate, transaction costs and other premiums or discounts) through the expected life of the instrument, or, where appropriate, a shorter period, to the net carrying amount on initial recognition. Income is recognised on an effective interest basis for debt instruments other than those financial assets classified as at FVTPL. Interest income is recognised in Statement of Profit and Loss and is included in the "Other Income" line item.

##### **- Investments in equity instruments**

On initial recognition, the company can make an irrevocable election (on an instrument-by-instrument basis) to present the subsequent changes in fair value in other comprehensive income pertaining to investments in equity instruments. This election is not permitted if the equity investment is held for trading. These elected investments are initially measured at fair value with gains and losses arising from changes in fair value recognised in other comprehensive income and accumulated in the 'Reserve for equity instruments through other comprehensive income'. The cumulative gain or loss is reclassified to Statement of Profit and Loss on disposal of the investments.

Investments in subsidiary companies carried at cost less accumulated impairment losses, if any. Where an indication of impairment exists, the carrying amount of the investment is assessed and written down immediately to its recoverable amount. On disposal of investments in subsidiary companies the difference between net disposal proceeds and the carrying amounts are recognised in the Statement of Profit and Loss.

Dividends on these investments in equity instruments are recognised in Statement of Profit and Loss and are included in the 'Other income' line item.

##### **- Fair value through profit or loss (FVTPL)**

Investments in equity instruments are classified as at FVTPL, unless the company irrevocably elects on initial recognition to present subsequent changes in fair value in other comprehensive income for investments in equity instruments which are not held for trading.

Debt instruments that do not meet the amortised cost criteria or Fair value through Other Comprehensive Income (FVTOCI) criteria are measured at FVTPL. In addition, debt instruments that meet the amortised cost criteria or the FVTOCI criteria but are designated as at FVTPL are measured at FVTPL.

Financial Assets that do not meet the criteria for amortised cost or FVTOCI are measured at fair value at the end of each reporting period, with any gains or losses arising on remeasurement recognised in statement of profit and loss. The net gain or loss recognised in Statement of Profit and Loss incorporates any dividend or interest earned on the financial asset and is included in the Other income line item.

#### **- Impairment of financial assets**

The Company applies the expected credit loss model for recognising impairment loss on financial contractual rights to receive cash or other financial asset, and financial guarantees not designated as at assets at amortised cost, debt instruments at FVTOCI lease receivables, trade receivables, other contractual rights to receive cash or other financial assets.

Expected credit losses are the weighted average of credit losses with the respective risks of default occurring as the weights. Credit loss is the difference between all contractual cash flows that are due to the Company in accordance with the contract and all the cash flows that the Company expects to receive (i.e. all cash shortfalls), discounted at the original effective interest rate (or credit-adjusted effective interest rate for purchased or originated credit-impaired financial assets).

The Company estimates cash flows by considering all contractual terms of the financial instrument (for example, prepayment extension, call and similar options) through the expected life of that financial instrument.

The Company assesses on a forward looking basis the expected credit losses associated with its assets carried at amortized cost. The impairment methodology applied depends on whether there has been a significant increase in credit risk. When making the assessment of whether there has been a significant increase in credit risk since initial recognition, the Company uses the change in the risk of a default occurring over the expected life of the financial instrument instead of the change in the amount of expected credit losses. To make that assessment, the Company compares the risk of a default occurring on the financial instrument as at the reporting date with the risk of a default occurring on the financial instrument as at the date of initial recognition and considers reasonable and supportable information, that is available without cost or effort that is indicative of significant increases in credit risk since initial recognition.

#### **Derecognition of financial assets**

A financial asset is derecognised only when

- the Company has transferred the rights to receive cash flows from the financial asset or
- retains the contractual rights to receive the cash flows of the financial asset, but assumes a contractual obligation to pay the cash flows to one or more recipients.

Where the Company has transferred an asset, the Company evaluates whether it has transferred substantially all risks and rewards of ownership of the financial asset. In such cases, the financial asset is derecognised. Whether the Company has not transferred substantially all risks and rewards of ownership of financial asset, the financial asset is not derecognised.

Where the Company has neither transferred a financial asset nor retains substantially all risks and rewards of ownership of the financial asset, the financial asset is derecognised if the Company has not retained control of the financial asset. Where the Company retains control of the financial asset, the asset is continued to be recognised to the extent of continuing involvement in the financial asset.

#### **Financial guarantee contracts**

A financial guarantee contract is a contract that requires the issuer to make the specified payments to reimburse the holder for a loss it incurs because a specified debtor fails to make payments when due in accordance with the terms of debt instrument. Financial guarantee contracts issued by the Company are initially measured at their fair values and are subsequently measured (if not designated as at Fair value through profit and loss) at the higher of:

- the amount of impairment loss allowance determined in accordance with requirements of Ind AS 109; and
- the amount initially recognised less, when appropriate, the cumulative amount of income recognised in accordance with the principles of Ind AS 18

#### **Financial Liabilities and equity instruments**

(i) classification as Debt and equity

Debt and Equity instruments issued by the company are classified as either financial liabilities or as equity in accordance with the substance of the contractual arrangements and the definitions of a financial liability and an equity instrument.

(ii) equity instruments

An equity instrument is any contract that evidences a residual interest in the assets of an entity after deducting all of its liabilities. Equity instruments issued by the Company are recognised at the proceeds received, net of direct issue costs. Repurchase of the Company's own equity instruments is recognised and deducted directly in equity. No gain or loss is recognised in Statement of Profit and Loss on the purchase, sale, issue or cancellation of the Company's own equity instruments.

(iii) financial Liabilities

All financial liabilities are subsequently measured at amortised cost using the effective interest method or at FVTPL.

#### **- Financial Liabilities at FVTPL**

Financial liabilities are classified as at FVTPL when the financial liability is held for trading or it is designated as at FVTPL. A financial liability is classified as held for trading if: a. it has been incurred principally for the purpose of repurchasing it in the near term; or b. on initial recognition it is part of a portfolio of identified financial instruments that the Company manages together and has a recent actual pattern of short-term profit-taking; or c. it is a derivative that is not designated and effective as a hedging instrument

Financial liabilities at FVTPL are stated at fair value, with any gains or losses arising on remeasurement recognised in Statement of Profit and Loss. The net gain or loss recognised in Statement of Profit and Loss incorporates any interest paid on the financial liability and is included in the 'Other income' line item.

#### **- Financial Liabilities subsequently measured at Amortised cost**

Financial liabilities that are not held-for-trading and are not designated as at FVTPL are measured at amortised cost at the end of subsequent accounting periods. The carrying amount of financial liabilities that are subsequently measured at amortised cost are determined based on the effective interest method. Interest expense that is not capitalised as part of costs of an asset is included in the 'Finance costs' line item.

The effective interest method is a method of calculating the amortised cost of a financial liability and of allocating interest expense over the relevant period. The effective interest rate is the rate that exactly discounts estimated future cash payments (including all fees and points paid or received that form an integral part of the effective interest rate, transaction costs and other premiums or discounts) through the expected life of the financial liability, or (where appropriate) a shorter period, to the net carrying amount on initial recognition.

**Derecognition of financial Liabilities**

A financial liability is derecognised when the obligation under the liability is discharged or cancelled or expires. When an existing financial liability is replaced by another from the same lender on substantially different terms, or the terms of an existing liability are substantially modified, such an exchange or modification is treated as the de-recognition of the original liability and the recognition of a new liability. The difference in the respective carrying amounts is recognised in the consolidated statement of profit and loss.

**Offsetting financial instruments**

Financial assets and liabilities are offset and the net amount is reported in the balance sheet where there is a legally enforceable right to offset the recognised amounts and there is intention to settle on a net basis or realise the asset and settle the liability simultaneously. The legally enforceable right must not be contingent on future events and must be enforceable in the normal course of business and in the event of default, insolvency or bankruptcy of the Company or the counterparty.

**f. Inventories****Raw materials, stores and spares**

Raw materials, components, stores and spares are valued at lower of cost and net realizable value. These comprise all costs of purchase, duties and taxes (other than those subsequently recoverable from tax authorities) and all other costs incurred in bringing the inventories to their present location and condition. However, materials and other items held for use in construction of the finished properties are not written down below cost if the finished products in which they will be incorporated are expected to be sold at or above cost.

**Work in progress**

Construction Work-in-Progress includes cost of land, premium for development rights, construction costs and allocated interest & manpower costs and expenses incidental to the projects undertaken by the Company.

**Finished goods**

Finished goods are valued at lower of cost and net realisable value. Net realisable value is the estimated selling price in the ordinary course of business, less estimated costs of completion and the estimated costs necessary to make the sale.

**Stock in Trade**

Stock in trade is valued at lower of cost and net realisable value. Cost comprises cost of purchase and other costs incurred in bringing the inventories to their present location and condition.

**Stock in Trade Transferrable Development Right (TDR)**

Transferable development rights (TDR) in the nature of stock in trade is valued at lower of cost or net realisable value. Cost of TDRs received in lieu of surrender of reserved land is determined at fair value on the basis of report of an independent valuer. Cost of other TDRs is cost of purchase and incidental costs.

**g. Current income tax**

Tax expense comprise of current tax and deferred tax. Current income tax assets and liabilities are measured at the amount expected to be recovered from or paid to the taxation authorities. The tax rates and tax laws used to compute the amount are those that are enacted or substantively enacted at the reporting date.

**Deferred tax**

Deferred income tax is recognised using the balance sheet approach. Deferred income tax assets and liabilities are recognised for deductible and taxable temporary differences arising between the tax base of assets and liabilities and their carrying amount.

Deferred tax liabilities are recognised for all taxable temporary differences. Deferred tax assets are amounts of income taxes in future periods in respect of deductible temporary differences, unused tax losses, and unused tax credits to the extent it is probable that future taxable profits will be available against which they can be used. Deferred tax assets are reviewed at each reporting date and are reduced to the extent that it is no longer probable that sufficient taxable profit will be available to allow the benefit of part or all of the deferred tax asset to be utilised.

The carrying amount of deferred income tax assets is reviewed at each reporting date and reduced to the extent that it is no longer probable that sufficient taxable profit will be available to allow all or part of the deferred income tax asset to be utilised.

Deferred tax liabilities and assets measured at the tax rates that are expected to apply in the period in which the liability is settled or the asset realized, based on tax rates (and tax laws) that have been enacted or substantively by the end of the reporting period.

The measurement of deferred tax liabilities and assets reflects the tax consequences that would follow from the manner in which the Company expects, at the end of the reporting period, to recover or settle the carrying amount of its assets and liabilities.

**Current and deferred tax for the year:**

Current and deferred tax are recognized in profit or loss, except when they relate to items that are recognized in other comprehensive income or directly in equity, in which case, the current and deferred tax are also recognized in other comprehensive income or directly in equity respectively.



#### **h Property, plant and equipment**

Property, plant and equipment are stated at cost less accumulated depreciation and impairment losses, if any. The actual cost capitalised includes material cost, freight, installation cost, duties and taxes, eligible borrowing costs and other incidental expenses incurred during the construction.

Subsequent costs are included in the asset's carrying amount or recognised as a separate asset, as appropriate, only when it is probable that the future economic benefits associated with the item will flow to the company and the cost of the item can be measured reliably. The carrying amount of any component accounted for as a separate asset is derecognised when replaced. All other repairs and maintenance are charged to profit and loss during the reporting period in which they are incurred.

The Company identifies and determines cost of each component/ part of the asset separately, if the component/ part has a cost which is significant to the total cost of the asset having useful life that is materially different from that of the remaining asset. These components are depreciated over their useful lives; the remaining asset is depreciated over the life of the principal asset.

Capital work-in-progress comprises the cost of property, plant and equipment that are yet not ready for their intended use at the balance sheet date.

Depreciable amount for assets is the cost of an asset, or other amount substituted for cost, less its estimated residual value. Depreciation on Property, Plant & Equipment is charged based on straight line method on an estimated useful life as prescribed in Schedule II to the Companies Act, 2013

Further, the management has estimated the useful lives of asset individually costing Rs 5,000 or less to be less than one year, whichever is lower than those indicated in Schedule II. The management believes that these estimated useful lives are realistic and reflect fair approximation of the period over which the assets are likely to be used

The estimated useful lives and residual values of the Property, Plant & Equipment are reviewed at the end of each reporting period, with the effect of any changes in estimate accounted for on a prospective basis

An item of property, plant and equipment and any significant part initially recognised is derecognised upon disposal or when no future economic benefits are expected from its use or disposal. Any gain or loss arising on derecognition of the asset (calculated as the difference between the net disposal proceeds and the carrying amount of the asset) is included in the statement of profit and loss when the asset is derecognised

#### **i. Leases**

With effect from 01st April 2019, the Company has applied Ind AS 116 using the modified prospective approach and therefore the comparative information has not been restated and continues to be reported under Ind AS 17.

##### **Company as a lessor**

Leases for which the Company is a lessor are classified as finance or operating leases. Whenever the terms of the lease transfer substantially all the risks and rewards of ownership to the lessee, the contract is classified as a finance lease. All other leases are classified as operating leases.

Rental income from operating leases is generally recognised on a straight-line basis over the term of the relevant lease. Initial direct costs incurred in negotiating and arranging an operating lease are added to the carrying amount of the leased asset and recognised as expense on a straight-line basis over the lease term. The respective leased assets are included in the balance sheet based on their nature.

Leases are classified as finance leases when substantially all of the risks and rewards of ownership transfer from the Company to the lessee. Amounts due from lessees under finance leases are recorded as receivables at the Company's net investment in the leases. Finance lease income is allocated to accounting periods so as to reflect a constant periodic rate of return on the net investment outstanding in respect of the lease.

#### **j Revenue from Contracts with Customers**

The Company develops and sells residential and commercial properties. Revenue from contracts is recognised when control over the property has been transferred to the customer. An enforceable right to payment does not arise until the development of the property is completed. Therefore, revenue is recognised at a point in time when the legal title has passed to the customer and the development of the property is completed. The revenue is measured at the transaction price agreed under the contract.

The Company invoices the customers for construction contracts based on achieving performance-related milestones.

Revenue from Sale of land and other rights is generally a single performance obligation and the Company has determined that this is satisfied at the point in time when control transfers as per the terms of the contract entered into with the buyers, which generally are in conformity with the sale contracts / agreements. The determination of transfer of control did not change upon the adoption of Ind AS 115.

Revenue in respect of maintenance service such as Society charges, facility charges are recognized on accrual basis as per the terms and conditions of relevant agreements as and when the Company satisfies performance obligations by delivering the services as per the contractual terms.



**Revenue from Sale of goods**

Revenues from sales of goods are recognised when risks and rewards of ownership of goods are passed on to the customers, which are generally on dispatch of goods and the customer has accepted the products in accordance with the agreed terms. There is no continuing managerial involvement with the goods and the Company retains no effective control of goods transferred to a degree usually associated with ownership. Revenue from sales of goods is based on the quoted in the market or price specified in the sales contracts.

**Interest Income**

Interest income is recognised on time proportion basis taking in to account the amount outstanding and the effective interest rate.

**Dividend income**

Dividend income is recognised when the Company's right to receive is established by the reporting date, which is generally when shareholders approve the dividend.

**Rental Income**

Rental income arising from operating leases is accounted for on a straight-line basis over the lease terms and is included in the statement of profit or loss due to its operating nature.

**Insurance claim**

Insurance claim income is recognised on acceptance by the insurance company.

**Other income**

Other Income is recognised on accrual basis.

**k Employee benefits****Short term employee benefits**

A liability is recognized for benefits accruing to employees in respect of wages and salaries and annual leave in the period the related service is rendered at the undiscounted amount of the benefits expected to be paid in exchange for that service.

Liabilities recognized in respect of short-term employee benefits are measured at the undiscounted amount of the benefits expected to be paid in exchange for the related service.

**Post Employment benefits****Defined Contribution Plans**

The Company makes specified monthly contributions towards employee's provident Fund scheme, Employee's State Insurance Scheme and Employee's Superannuation Scheme are defined contribution plans. The Company's contribution payable under the schemes is recognized as an expense in the statement of profit and loss during the period in which the employee renders the related service.

**Defined benefit plan****Gratuity**

The Company operates a defined benefit gratuity plan. The defined benefit plan surplus or deficit on the balance sheet comprises the total for each of the fair value of plan assets less the present value of the defined liabilities.

The cost of providing benefits under the defined benefit plan is determined based on independent actuarial valuation using the projected unit credit method for which the actuarial are being carried out at the end of each annual reporting period. The gratuity liability is measured at the present value of the estimated future cash flows. The discount rates used for determining the present value of the obligation under defined benefit plan, is based on the market yield on government securities as at the balance sheet date.

Re-measurements, comprising of actuarial gains and losses, the effect of the asset ceiling, excluding amounts included in net interest on the net defined benefit liability and the return on plan assets (excluding amounts included in net interest on the net defined benefit liability), are recognised immediately in the balance sheet with a corresponding debit or credit to retained earnings through other comprehensive income in the period in which they occur and are not reclassified to profit or loss. Past service cost is recognised in profit or loss in the period amendment. Net interest is calculated by applying the discount rate at the beginning of the period to the net defined liability or asset. Defined benefit costs are categorized as follows

- Service costs comprising current service costs, past-service costs, gains and losses on curtailments and non-routine settlements;
- Net interest expense or income; and
- Remeasurement

**Other long term employee benefits:**

Leave encashment is recognised as expense in the statement of profit and loss as and when they accrue. The Company determines the liability using the projected unit credit method with actuarial valuations carried out as at the Balance Sheet date. Re-measurement gains and losses are recognised in the statement of other comprehensive income.

**l Borrowings and Borrowing costs**

Borrowing costs directly attributable to the acquisition, construction or production of an asset that necessarily takes a substantial period of time to get ready for its intended use or sale are capitalised as part of the cost of the asset. All other borrowing costs are expensed in the period in which they are incurred. Borrowing costs consist of interest expense recognised in the profit and loss account over the period of borrowing using effective interest method and other costs that an entity incurs in connection with the borrowing of funds. Borrowing cost also includes exchange differences to the extent regarded as an adjustment to the borrowing costs.

After initial recognition, interest bearing loans and borrowings are subsequently measured at amortized cost using the effective interest rate method. Gains and losses are recognised in profit or loss when the liabilities are derecognised as well as the effective interest rate amortization process.

Amortized cost is calculated by taking into account any discount or premium on acquisition and fees or costs that are an integral part of the effective interest rate. The effective interest rate amortization is included as finance cost in the statement of profit and loss.



**m Earning Per Share**

Earnings per share (EPS) is calculated by dividing the net profit for the year attributable to the equity shareholders by weighted average number of equity shares outstanding during the year.

For the purpose of calculating diluted earnings per share, the net profit for the period attributable to equity shareholders and weighted average number of shares outstanding during the period is adjusted for the effects of all diluted potential equity shares.

**n Impairment of non-financial assets**

The Company assesses, at each reporting date, whether there is an indication that an asset may be impaired. If any indication exists, or when annual impairment testing for an asset is required, the Company estimates the asset's recoverable amount. An asset's recoverable amount is the higher of an asset's or cash-generating unit's (CGU) fair value less costs of disposal and its value in use. Recoverable amount is determined for an individual asset, unless the asset does not generate cash inflows that are largely independent of those from other assets or groups of assets. When the carrying amount of an asset or CGU exceeds its recoverable amount, the asset is considered impaired and is written down to its recoverable amount.

In assessing value in use, the estimated future cash flows are discounted to their present value using a pre-tax discount rate that reflects current market assessments of the time value of money and the risks specific to the asset. In determining fair value less costs of disposal, recent market transactions are taken into account. If no such transactions can be identified, an appropriate valuation model is used. These calculations are corroborated by valuation multiples or other available fair value indicators.

The Company bases its impairment calculation on detailed budgets and forecast calculations, which are prepared separately for each of the Company's CGUs to which the individual assets are allocated.

These budgets and forecast calculations generally cover a period of five years. For longer periods, a long-term growth rate is calculated and applied to projected future cash flows after the fifth year.

Impairment losses of continuing operations, including impairment on inventories, are recognised in profit or loss section of the statement of profit and loss.

**o Provisions and Contingent liabilities**

Provisions are recognised when the Company has a present obligation (legal or constructive) as a result of a past event, it is probable that an outflow of resources embodying economic benefits will be required to settle the obligation and a reliable estimate can be made of the amount of the obligation. When the Company expects some or all of a provision to be reimbursed, the reimbursement is recognised as a separate asset, but only when the reimbursement is virtually certain. The expense relating to a provision is presented in the statement of profit and loss net of any reimbursement.

If the effect of the time value of money is material, provisions are discounted using a current pre-tax rate that reflects, when appropriate, the risks specific to the liability. When discounting is used, the increase in the provision due to the passage of time is recognised as a finance cost.

Contingent Liabilities are disclosed in respect of possible obligations that arise from past events but their existence will be confirmed by the occurrence or non occurrence of one or more uncertain future events not wholly within the control of the Group or where any present obligation cannot be measured in terms of future outflow of resources or where a reliable estimate of the obligation cannot be made.

A contingent asset is disclosed, where an inflow of economic benefits is probable. An entity shall not recognize a contingent asset unless the recovery is virtually certain.

**p Additional Regulatory Information**

- The title deeds of immovable property are in the name of the Company.
- No proceedings have been initiated or pending against the company for holding any Benami Property under The Benami Transactions (Prohibition) Act , 1988 and the rules made thereunder.
- The Company has not been declared as willful defaulter by any Bank, Financial Institution or any other Lender.
- The company does not have any current transactions with struck off companies u/s 248 of Companies Act , 2013.
- Creation or satisfaction of charge, wherever applicable is duly recorded.
- The Company has not invested any funds or given any advance out of borrowed funds and share premium. Hence, disclosures relating to utilisation of borrowed funds and share premium are not applicable.
- There are no transactions not recorded in the books of account that have been surrendered or disclosed as income in the tax assessment under the Income Tax Act, 1961.
- Section 135 relating to Corporate Social Responsibility (CSR) is not applicable to the Company. Hence, disclosure of CSR are not applicable.
- The Company has not traded or invested in crypto currency or virtual currency during the financial year.



PROPERTY, PLANT AND EQUIPMENT AND INTANGIBLE ASSETS  
Measurement basis (Cost)

Note 2

(Rs. in Lakhs)

Particulars	Land	Building	Temporary Structure	Plant and Machinery	Furniture and Fixtures	Vehicles	Office Equipment	Computer & Network	Total as on 31.03.2024
<b>2023-24</b>									
Gross Carrying Value:									
At the beginning of the year	2,586.13	1,900.33	27.44	580.82	38.82	255.00	134.53	11.44	5,534.51
Additions during the year		4,469.80		113.24	34.85	-	12.99	2.34	4,633.22
			-						-
Disposal during the year		91.65							91.65
Translation Adjustments	-	-	-	-	-	-	-	-	-
<b>At the end of the Period</b>	<b>2,586.13</b>	<b>6,370.13</b>	<b>27.44</b>	<b>694.06</b>	<b>73.67</b>	<b>255.00</b>	<b>147.52</b>	<b>13.78</b>	<b>10,076.08</b>
Accumulated depreciation:									
At the beginning of the year	-	89.25	27.44	331.56	14.90	120.99	83.72	9.21	677.07
For the year	-	61.71		41.54	4.79	28.65	25.29	1.26	163.24
Disposals during the year		1.45	-	-	-	-	-	-	1.45
Depreciation adjustment	-	-	-	-	-	-	-	-	-
At the end of the year	-	149.51	27.44	373.10	19.70	149.64	109.01	10.47	838.87
<b>Net Carrying Value</b>	<b>2,586.13</b>	<b>6,220.62</b>	<b>-</b>	<b>320.96</b>	<b>53.97</b>	<b>105.36</b>	<b>38.51</b>	<b>3.32</b>	<b>9,237.22</b>

Particulars	Land	Building	Temporary Structure	Plant and Machinery	Furniture and Fixtures	Vehicles	Office Equipment	Computer & Network	Total as on 31.03.2023
<b>2022-23</b>									
Gross Carrying Value:									
At the beginning of the year	2,586.13	1,531.46	27.44	544.64	37.79	209.62	133.23	9.84	5,080.16
Additions during the year		368.87		36.18	1.03	45.38	1.30	1.60	454.35
		-	-						-
Translation Adjustments	-	-	-	-	-	-	-	-	-
<b>At the end of the Period</b>	<b>2,586.13</b>	<b>1,900.33</b>	<b>27.44</b>	<b>580.82</b>	<b>38.82</b>	<b>255.00</b>	<b>134.53</b>	<b>11.44</b>	<b>5,534.51</b>
Accumulated depreciation:									
At the beginning of the year	-	64.22	27.44	293.72	11.48	98.42	59.65	8.37	563.29
For the year	-	25.03		37.84	3.42	22.58	24.07	0.84	113.78
Disposals during the year		-	-	-	-	-	-	-	-
Depreciation adjustment	-	-	-	-	-	-	-	0.00	0.00
At the end of the year	-	89.25	27.44	331.56	14.90	120.99	83.72	9.21	677.07
<b>Net Carrying Value</b>	<b>2,586.13</b>	<b>1,811.08</b>	<b>-</b>	<b>249.26</b>	<b>23.91</b>	<b>134.01</b>	<b>50.81</b>	<b>2.23</b>	<b>4,857.44</b>

**Note 3 - Capital Work in Progress**

Particulars	As at 31 March 2024	As at 31 March 2023
At the beginning of the year	5,185.85	1,934.63
Addition during the year	2,749.66	3,251.22
Less: Transfer to Assets	4,467.44	
<b>At the end of the year</b>	<b>Total 3,468.06</b>	<b>5,185.85</b>

**Capital WIP ageing schedule March 31, 2024**

(Rs. in Lakhs)

CWIP	Amount in CWIP for a period of				Total
	less than 1 year	1-2 years	2-3 years	more than 3 years	
1 Projects in progress					
- RB101	1,436.49	349.74	1,094.22	587.61	3,468.06
- CT1	(3,154.28)	2,901.47	252.80	-	0.00
2 Projects temporarily suspended	-	-	-	-	-

**Capital WIP ageing schedule March 31, 2023**

(Rs. in Lakhs)

CWIP	Amount in CWIP for a period of				Total
	less than 1 year	1-2 years	2-3 years	more than 3 years	
1 Projects in progress					
- RB101	349.74	1,094.22	576.42	11.18	2,031.57
- CT1	2,901.47	252.80	-	-	3,154.28
2 Projects temporarily suspended	-	-	-	-	-

**Capital WIP Completion schedule March 31, 2024**

CWIP	To be completed in			
	less than 1 year	1-2 years	2-3 years	2-3 years
1 RB101				✓

**Capital WIP Completion schedule March 31, 2023**

CWIP	To be completed in			
	less than 1 year	1-2 years	2-3 years	2-3 years
1 RB101				✓
2 CT1	✓			

**Note 4 - Others Financial Assets : Non current**

(Rs. in Lakhs)

Particulars	As at 31 March 2024	As at 31 March 2023
Other receivables	11.10	11.10
<b>Total</b>	<b>11.10</b>	<b>11.10</b>

**Note 5 - Deferred Tax Assets/(Liabilities)**
**(Rs. in Lakhs)**

Statement components of deferred tax assets and liabilities for year ended 31 Mar 2024	Opening balance as on 01 April 2023	Recognised in the statement of Profit or Loss	Recognised in other comprehensive Income	Closing balance as on 31 Mar 2024
<b>Deferred tax assets:</b>				
On account of temporary differences in:				
Employee benefits	38.45	4.30	2.72	45.47
carry forward losses	1,709.73	(82.18)		1,627.55
unabsorbed depreciation	274.48	117.77		392.25
<b>Total deferred tax assets</b>	<b>2,022.67</b>	<b>39.89</b>	<b>2.72</b>	<b>2,065.27</b>
<b>Deferred tax liabilities:</b>				
On account of temporary differences in:				
Property, plant and equipment	237.82	67.68	-	305.50
Net Gain/loss on Financial Assets FVTPL	8.63	10.66	-	19.29
<b>Total deferred tax liabilities</b>	<b>246.45</b>	<b>78.34</b>	<b>-</b>	<b>324.79</b>
<b>Net Deferred tax assets/(liabilities)</b>	<b>1,776.22</b>	<b>(38.45)</b>	<b>2.72</b>	<b>1,740.49</b>

Considering the trend of lease rent income coupled with business strategy adopted by the Company, the management believes that sufficient future taxable profits will be available against which the carry forward business losses and unabsorbed depreciation can be utilised. DTA on losses is recognised to the extent of estimate future taxable profits taking into account above factors.

**Note 5 - Deferred Tax Assets/(Liabilities)**
**(Rs. in Lakhs)**

Statement components of deferred tax assets and liabilities for year ended 31 March 2023	Opening balance as on 01 April 2022	Recognised in the statement of Profit or Loss	Recognised in other comprehensive Income	Closing balance as on 31 March 2023
<b>Deferred tax assets:</b>				
On account of temporary differences in:				
Employee benefits	34.88	4.04	(0.47)	38.45
carry forward losses	1,699.65	10.08		1,709.73
unabsorbed depreciation	212.41	62.08		274.48
<b>Total deferred tax assets</b>	<b>1,946.95</b>	<b>76.20</b>	<b>(0.47)</b>	<b>2,022.67</b>
<b>Deferred tax liabilities:</b>				
On account of temporary differences in:				
Property, plant and equipment	230.74	7.07	-	237.82
Net Gain/loss on Financial Assets FVTPL	3.38	5.25	-	8.63
<b>Total deferred tax liabilities</b>	<b>234.13</b>	<b>12.32</b>	<b>-</b>	<b>246.45</b>
<b>Net Deferred tax assets/(liabilities)</b>	<b>1,712.82</b>	<b>63.87</b>	<b>(0.47)</b>	<b>1,776.22</b>

Considering the trend of lease rent income coupled with business strategy adopted by the Company, the management believes that sufficient future taxable profits will be available against which the carry forward business losses and unabsorbed depreciation can be utilised. DTA on losses is recognised to the extent of estimate future taxable profits taking into account above factors.


**Note 6- Inventories**
**(Rs. in Lakhs)**

Particulars	As at 31 March 2024	As at 31 March 2023
<b>(At lower of cost or net realisable value)</b>		
Raw materials	-	46.02
Work-in-progress	-	-
Finished Properties	-	-
Stock in Trade Transferrable Development Right (TDR)	-	-
Stock in Trade (retail)	6.39	6.75
<b>Total</b>	<b>6.39</b>	<b>52.77</b>

**Mode of Valuation: Refer Note 1.3**
**Note 7 - Investments : Current**
**(Rs. in Lakhs)**

Particulars	As at 31 March 2024	As at 31 March 2023
<b>Investments in Mutual Funds</b>		
- at fair value through profit and loss - Quoted		
Aditya Birla Sun Life Mutual Fund -31 March 2024- 90370.718 Units of Rs. 385.6632 each ( 31 March 2023- 90370.718 Units of Rs.359.7966)	348.52	325.15
Nippon India Mutual Fund -31 March 2024- 73.763 Units of Rs.1529.6599 each ( 31 March 2023- 69.272 Units of Rs.1528.7400)	1.13	1.06
ICICI Prudential Mutual Fund : - -31 March 2024- 565345.491 Units of Rs.54.4366 each ( 31 March 2023- 0 Units of Rs.00)	307.75	-
<b>Total</b>	<b>657.41</b>	<b>326.21</b>
Aggregate book value of quoted investments	657.41	326.21
Aggregate market value of quoted investments	657.41	326.21
Aggregate amount of unquoted investments	-	-
<b>Catagorywise investments</b>		
a) Investment measured at fair value through profit and loss	657.41	326.21
(b) Investment measured at fair value through other comprehensive income	-	-
(c) Investment measured at cost	-	-

**Note 8- Trade Receivable**
**(Rs. in Lakhs)**

Particulars	As at 31 March 2024	As at 31 March 2023
Trade Receivable - Considerd good, unsecured ( more than six months)	308.75	94.67
Trade Receivable - Considerd good, unsecured (less than six months )	681.69	561.72
<b>Total</b>	<b>990.44</b>	<b>656.39</b>

**Note 8 (a)- Trade Receivables ageing schedule March 31, 2024**
**(Rs. in Lakhs)**

Particulars	Outstanding for following periods from due date of payment					Total
	Less than 6 months	6 months -1 year	1-2 years	2-3 years	More than 3 years	
i) Undisputed Trade Receivables - considered good	681.69	64.92	242.26	1.58	-	990.44
ii) Undisputed Trade Receivables - considered doubtful						
iii) Disputed Trade Receivables - considered good						
iv) Disputed Trade Receivables - considered doubtful						

**Note 8 (b)- Trade Receivables ageing schedule March 31, 2023**
**(Rs. in Lakhs)**

Particulars	Outstanding for following periods from due date of payment					Total
	Less than 6 months	6 months -1 year	1-2 years	2-3 years	More than 3 years	
i) Undisputed Trade Receivables - considered good	404.09	245.76	6.54	-	-	656.39
ii) Undisputed Trade Receivables - considered doubtful						
iii) Disputed Trade Receivables - considered good						
iv) Disputed Trade Receivables - considered doubtful						

**Note 9 - Cash and Cash Equivalents**

(Rs. in Lakhs)

Particulars	As at 31 March 2024	As at 31 March 2023
(a) Balances with banks		
- In current accounts	354.92	1,288.11
(b) Cash in hand	2.47	4.03
<b>Total</b>	<b>357.39</b>	<b>1,292.14</b>

(\*) includes earmarked balances

**Note 10- Loans : Current**

(Rs. in Lakhs)

Particulars	As at 31 March 2024	As at 31 March 2023
<b>(Unsecured, considered good except as otherwise stated)</b>		
Advances to employees	4.47	3.49
<b>Total</b>	<b>4.47</b>	<b>3.49</b>

**Note 11- Other Current Assets**

(Rs. in Lakhs)

Particulars	As at 31 March 2024	As at 31 March 2023
(a) Security Deposits	127.64	301.73
(b) Advances for expenses	21.91	0.41
(c) Balance with government authorities	673.03	435.96
(d) Prepaid Expenses	227.34	43.66
(e) Society Receivable	47.03	71.83
(f) TDR Receivable	174.85	174.85
(g) Other Receivable	117.98	0.94
(h) Advance for purchase	329.09	311.65
(i) Loans & Advances	32.40	209.70
(j) Income tax assets	72.73	165.16
<b>Total</b>	<b>1,824.01</b>	<b>1,715.87</b>



RAJA BAHADUR INTERNATIONAL LIMITED

Notes forming part of the consolidated financial statements

(Rs. in Lakhs)

**Note 12 - Equity Share Capital**

Particulars	As at 31 Mar 2024	As at 31 March 2023
<b>Authorised:</b>		
5,00,000 Equity Shares of Rs. 100 each (as at 31 Mar 2024: 5,00,000 equity shares of Rs.100/- each)	500.00	500.00
	<b>500.00</b>	<b>500.00</b>
<b>Issued, Subscribed and Fully Paid:</b>		
2,50,000 Equity Shares of Rs. 100 each (as at 31 Mar 2024: 2,50,000 equity shares of Rs.100/- each)	250.00	250.00
<b>Total</b>	<b>250.00</b>	<b>250.00</b>

**Terms/ rights attached to equity shares**

**Equity shares having a par value of par value Rs.100**

- As to dividend

The Company has only one class of equity shares. The shareholders are entitled to receive dividend in proportion to amount of paid-up share capital held by them. The dividend proposed by the Board of Directors is subject to an approval of the shareholders in the ensuing Annual General Meeting, except in case of an interim dividend.

- As to voting

Each shareholder is entitled to vote in proportion to his share of paid up equity share capital of the Company, except in case of voting by show of hands where each shareholder present in person shall have one vote only. Voting rights cannot be exercised in respect of shares on which any call or other sums presently payable have not been paid.

- As to repayment of capital

In the event of liquidation of the Company, the holders of equity shares will be entitled to receive any of the remaining assets of the Company after distribution of all preferential amounts. The distribution will be in proportion to paid up capital.

Shares held by holding/Ultimate holding company and/or their subsidiaries: The company does not have any holding Company.

**Details of shares held by each shareholder more than 5% equity shares**

Particulars	As at 31 Mar 2024			As at 31 March 2023		
	% of Holding	Number of shares	Amount	% of Holding	Number of shares	Amount
1 Shri. Shridhar Nandlal Pittie	47.43%	1,18,571	1,18,57,100	47.43%	1,18,571	1,18,57,100
2 Smt. Bharati R. Sanghi	18.05%	45,125	45,12,500	18.05%	45,125	45,12,500

**Shares held by promoters at the end of the year March 31, 2024**

Particulars	As at 31 March 2024		
	Number of shares	% of total Shares	% of total Shares
1 Shri. Shridhar Nandlal Pittie	1,18,571	0.00%	47.43%
2 Smt. Malvika Shridhar Pittie	12,431	0.00%	4.97%
3 Smt. Bharati R. Sanghi	45,125	0.00%	18.05%
4 Smt. Sushma N. Pittie	7,320	0.00%	2.93%
5 Shri Nandlal Mukundlal	4,053	0.00%	1.62%

**Shares held by promoters at the end of the year March 31, 2023**

Particulars	As at 31 March 2023		
	Number of shares	% of total Shares	% of total Shares
1 Shri. Shridhar Nandlal Pittie	1,18,571	0.00%	47.43%
2 Smt. Malvika Shridhar Pittie	12,431	0.00%	4.97%
3 Smt. Bharati R. Sanghi	45,125	0.00%	18.05%
4 Smt. Sushma N. Pittie	7,320	0.00%	2.93%
5 Shri Nandlal Mukundlal	4,053	0.00%	1.62%

**Note: Information related to issue of shares in last five years**

- There are no shares reserved for issue under options or contracts/commitments for the sale of shares or disinvestment as at 31 March 2024 and 31 March 2023.
- The Company has neither allotted any shares as fully paid-up pursuant to contracts without being received in cash or by way of bonus shares nor bought back any shares for the period of five years immediately preceding 31 March 2024 and 31 March 2023.
- The Company do not have any securities convertible into equity or redeemable preference shares as at 31 March 2024 and 31 March 2023.

**Note 12.1 - Other Equity**

(Rs. in Lakhs)

Particulars	As at 31 Mar 2024	As at 31 March 2023
<b>a. Revaluation reserve</b>		
Opening Balance	1,230.62	1,230.62
Less: Reverse transfer during the year		
Closing Balance	<b>1,230.62</b>	<b>1,230.62</b>
<b>b. General reserve</b>		
Opening Balance	143.53	143.53
Changes during the year		
Closing Balance	<b>143.53</b>	<b>143.53</b>
<b>c. Surplus in statement of profit and loss</b>		
Opening Balance	(466.58)	(23.04)
Add: Revaluation reserve transfer during the year		
Add: Depreciation Adjustment		
Add: Profit for the year	123.99	(442.14)
Add: Other adjustments		
Add: Other Comprehensive Income(net)	(8.08)	(1.41)
Closing Balance	<b>(350.67)</b>	<b>(466.58)</b>
<b>Total (c)</b>	<b>(350.67)</b>	<b>(466.58)</b>
<b>Total (a+ b+c)</b>	<b>1,023.48</b>	<b>907.57</b>





**Note 13 - Borrowings**

Particulars	Long Term		Short Term	
	As at 31 March 2024	As at 31 March 2023	As at 31 March 2024	As at 31 March 2023
<b>Secured</b>				
<b>Term Loans</b>				
Banks	42.46	68.19	-	1.25
Financial Institutions				
<b>Revolving Credit Facilities</b>				
Financial Institutions				
Anand Rathi Global Finance Ltd		-		
<b>Lease rental Discounted</b>				
Aditya Birla Finance Limited.	9,201.85	9,353.64		
Tata Capital Finance Limited	4,400.62	1,418.60		
<b>Unsecured</b>				
<b>(Repayable on demand)</b>				
Related Parties			-	265.95
Inter-Corporate Loans			1,610.15	1,555.20
<b>Total</b>	<b>13,644.92</b>	<b>10,840.43</b>	<b>1,610.15</b>	<b>1,822.40</b>
Less: Current Maturities of Long term debt	352.63	180.23		
Add: Current Maturities of Long term debt			352.63	180.23
<b>Total</b>	<b>13,292.29</b>	<b>10,660.20</b>	<b>1,962.78</b>	<b>2,002.63</b>

Details of terms of repayment and securities provided in respect of secured term loans are as under

**Term Loans from Financial Institutions:**

**a) Aditya Birla Finance Limited.(Sanctioned : 7400 lakhs) : 31 March 2024- 7226.35 Lakhs (31 March 2023- 7361.14 Lakhs)**

**Primary Security:**

1. First and exclusive charge by way of registered mortgage of office no. 1 to 11, Store, office no. 7 on mezzanine floor, Restaurant/Fast food outlet no.1 to 7 and landscape & sit out area 1A to 7A at FP No. 100+101/1, sangamwadi, Pune -411001, with carpet area 8079.30 Sq. Mtr. owned by M/s Raja Bahadur International Limited.

2. Escrow of all present and future rental/other income from the mortgage property.

3. DSRA Equivalent to Rs. 2.45 Cr. to be invested in MF units's lien in favour of ABFL.

4 Personal Guarantee of Mr. Shridhar Pittie.

**Effective Rate of interest : 10.45% p.a.**

**b) Aditya Birla Finance Limited.(Sanctioned : 2000 lakhs) : 31 March 2024- 1975.50 Lakhs (31 March 2023- 1992.41 Lakhs)**

**Primary Security:**

1. First and exclusive charge by way of registered mortgage of office no. 1 to 11, Store, office no. 7 on mezzanine floor, Restaurant no. 1 to 7 and landscape & sit out

area 1A to 7A at FP No. 100+101/1, sangamwadi, Pune -411001, with carpet area 8079.30 Sq Mtr. owned by M/s Raja Bahadur international limited.

2. Escrow of all present and future rental/other income from the mortgage property. First and exclusive charge on the units leased to new lessees

3. DSRA Equivalent to Rs. 2.57 Cr. to be invested in MF units's lien in favour of ABFL.

4 Personal Guarantee of Mr. Shridhar Pittie.

**Effective Rate of interest : 10.45% p.a.**

**c) Tata Capital Financial Services Limited.(Sanctioned : 2300 lakhs) : 31 March 2024- Nil (31 March 2023- 1418.60 Lakhs)**

**Primary Security:**

1. First charge by way of Mortgage of commercial tower 1 (Wing A & B) to be constructed on land admeasuring 2870.32 sq. meters. forming part of layout of larger land admeasuring 81575.11 sq. meters ,located at Final Plot No. 100 + 101/1, Sangamwadi, Taluka Haveli, Distick ? Pune. 41100. The Proposed construction of Commercial Tower comprising of Ground + Two Upper Floors to be carried out thereor having a total built\_up area admeasuring 6509.30 sq. meters.

2. Escrow

3. ISRA

4. Irrevocable and unconditional Personal Guarantee of Mr. Shridhar Pittie.

**Effective Rate of interest : 13.00% p.a.**

**d) Tata Capital Financial Services Limited.(Sanctioned : 5500 lakhs including sub limit of 1000 lakhs as Overdraft facility) : 31 March 2024- 4500.00 Lakhs (31 March 2023- NIL Lakhs)**

**Primary Security:**

1. First charge by way of Hypothecation on the escrow of sales or leave and license rental receivables of the units motgaged to TCFSL; the entire receivables shall be routed through escrow account as accepted to TCFSL.

2. First and exclusive charge by way of Mortgage on property commercial units from CT 1 (Wing A & B) constructed on a portion the plot of land, located at Plot No. 100+101/1, Sangamwadi, Taluka Haveli, District Pune 411001 standing in the name of Raja Bahadur International Limited having clear and marketable title.

3. DSRA shall be in the form of security deposit (non-interest bearing ) or Fixed Deposit (FD) with bank as acceptable to TCFSL duly lien

4. Irrevocable and unconditional Personal Guarantee of Mr. Shridhar Pittie.

**Effective Rate of interest : 10.75% p.a.**

Note: During the year Tata Capital Financial Services Limited (TCFSL) has sanctioned fresh loan of Rs. 5500 lakhs parts of the proceed was utilised to repay previous loan availed from TCFSL.

**Term Loans from Bank:**

**a) Kotak Mahindra Prime Ltd (Sanctioned : 39.46 lakhs) : 31 March 2024 - Nil (31 March 2023 - 1.25 Lakhs)**

**Primary Security**

Mortgage against the vehicle.

Personal Guarantee of Mr. Shridhar Pittie.

**b) HDFC Bank Ltd. (Sanctioned : 156.67 lakhs) : 31 March 2024 - Rs.42.46 Lakhs (31 March 2023 - Rs.68.18 Lakhs)**

**Primary Security**

Mortgage against the vehicle.

Personal Guarantee of Mr. Shridhar Pittie.



**Note 14 - Other Financial Liabilities: Non Current** (Rs. in Lakhs)

Particulars	As at 31 March 2024	As at 31 March 2023
Rental Deposit from Leases	426.71	330.32
Other deposits	49.12	-
<b>Total</b>	<b>475.84</b>	<b>330.32</b>

**Note 15 - Provisions : Non Current** (Rs. in Lakhs)

Particulars	As at 31 March 2024	As at 31 March 2023
Provision for Gratuity	1.76	1.76
Provision for compensated balances	7.31	4.70
<b>Total</b>	<b>9.07</b>	<b>6.45</b>

**Note 16 - Other Liabilities : Non Current** (Rs. in Lakhs)

Particulars	As at 31 March 2024	As at 31 March 2023
Rent Received in Advance	162.28	164.57
<b>Total</b>	<b>162.28</b>	<b>164.57</b>

**Note 17 - Trade Payables** (Rs. in Lakhs)

Particulars	As at 31 March 2024	As at 31 March 2023
Total Outstanding dues other than Micro Medium and Small Enterprises*	687.76	1,155.03
<b>Total</b>	<b>687.76</b>	<b>1,155.03</b>

**Note 17 (a) - Trade payables ageing schedule March 31, 2024** (Rs. in Lakhs)

S. No.	Particulars	Outstanding for following periods from due date of payment				Total
		less than 1 year	1-2 years	2-3 years	more than 3 years	
i	MSME					-
ii	Others	409.87	139.03	33.61	105.26	687.76
iii	Disputed dues- MSME					-
iv	Disputed dues- Others					-

**Note 17 (b) - Trade payables ageing schedule March 31, 2023** (Rs. in Lakhs)

S. No.	Particulars	Outstanding for following periods from due date of payment				Total
		less than 1 year	1-2 years	2-3 years	more than 3 years	
i	MSME					-
ii	Others	1,015.54	35.54	17.59	86.35	1,155.03
iii	Disputed dues- MSME					-
iv	Disputed dues- Others					-



<b>Note 18 - Other Financial liabilities : Current</b>		(Rs. in Lakhs)	
<b>Particulars</b>	<b>As at 31 March 2024</b>	<b>As at 31 March 2023</b>	
(a) Current maturities of long-term debt			
(a) Interest Accrued	74.47		38.70
(b) Payable to Employees	49.19		35.45
(c) Other Liabilities	70.44		33.41
<b>Total</b>	<b>194.11</b>	<b>107.56</b>	

<b>Note 19 - Provisions : Current</b>		(Rs. in Lakhs)	
<b>Particulars</b>	<b>As at 31 March 2024</b>	<b>As at 31 March 2023</b>	
(a) Provision for Gratuity	114.40		105.02
(b) Provision for Compensated Absences	35.62		26.20
<b>Total</b>	<b>150.02</b>	<b>131.22</b>	

<b>Note 20 - Other Current liabilities</b>		(Rs. in Lakhs)	
<b>Particulars</b>	<b>As at 31 March 2024</b>	<b>As at 31 March 2023</b>	
(a) Statutory Dues	89.50		50.06
(b) Advances from Customers	-		0.00
(c) Others	0.01		112.01
<b>Total</b>	<b>89.50</b>	<b>162.07</b>	

**Notes forming part of the consolidated financial statements**
**21. FINANCIAL INSTRUMENTS**

The carrying value and the fair value of financial instruments by categories as at 31 March 2024

(Rs. in Lakhs)

Particulars	Amortized cost	Financial assets/ liabilities at fair value through profit or loss		Financial assets/ liabilities at fair value through OCI		Total carrying value	Total fair value
		Designated upon initial recognition	Mandatory	Designated upon initial recognition	Mandatory		
<b>Assets:</b>							
-Cash and cash equivalents	357.39	-	-	-	-	357.39	357.39
-Investments							
-in Equity shares	-	-	-	-	-	-	-
-in mutual funds		657.41	-	-	-	657.41	657.41
- Loans	4.47	-	-	-	-	4.47	4.47
-Other financial assets	11.10	-	-	-	-	11.10	11.10
<b>Total</b>	<b>372.97</b>	<b>657.41</b>	<b>-</b>	<b>-</b>	<b>-</b>	<b>1,030.37</b>	<b>1,030.37</b>
<b>Liabilities</b>							
-Trade payables	687.76	-	-	-	-	687.76	687.76
-Borrowings*	15,255.07	-	-	-	-	15,255.07	15,255.07
-Other financial liabilities*	194.11	-	-	-	-	194.11	194.11
<b>Total</b>	<b>16,136.94</b>	<b>-</b>	<b>-</b>	<b>-</b>	<b>-</b>	<b>16,136.94</b>	<b>16,136.94</b>

\* Current maturity of long term debts are presented under other financial liabilities are added to borrowings.

The carrying value and the fair value of financial instruments by categories as at 31 March 2023

<b>Assets:</b>							
-Cash and cash equivalents	1,292.14	-	-	-	-	1,292.14	1,292.14
-Investments							
-in Equity shares	-	-	-	-	-	-	-
-in mutual funds		326.21	-	-	-	326.21	326.21
- Loans	3.49	-	-	-	-	3.49	3.49
-Other financial assets	11.10	-	-	-	-	11.10	11.10
<b>Total</b>	<b>1,306.72</b>	<b>326.21</b>	<b>-</b>	<b>-</b>	<b>-</b>	<b>1,632.93</b>	<b>1,632.93</b>
<b>Liabilities</b>							
-Trade payables	1,155.03	-	-	-	-	1,155.03	1,155.03
-Borrowings*	12,662.83	-	-	-	-	12,662.83	12,662.83
-Other financial liabilities*	68.86	-	-	-	-	68.86	68.86
<b>Total</b>	<b>13,886.72</b>	<b>-</b>	<b>-</b>	<b>-</b>	<b>-</b>	<b>13,886.72</b>	<b>13,886.72</b>

\* Current maturity of long term debts are presented under other financial liabilities are added to borrowings.

**Fair value estimation**

Ind AS 113 requires disclosure of fair value measurements by level of the following fair value measurement hierarchy:

Level 1 – Quoted prices (unadjusted) in active markets for identical assets or liabilities.

Level 2 – Inputs other than quoted prices included within level 1 that are observable for the asset or liability, either directly (that is, as prices) or indirectly (that is, derived from prices) .

Level 3 – Inputs for the asset or liability that are not based on observable market data (that is, unobservable inputs).

The following table presents the Company's assets and liabilities that are measured at fair value as at:

	Level 1	Level 2	Level 3	Total
<b>31 March 2024</b>				
<b>Assets</b>				
-Investments in mutual funds	657.41	-	-	<b>657.41</b>
-Investments in Equity Instruments (Carried at cost)	-	-	-	-
<b>31 March 2023</b>				
<b>Assets</b>				
-Investments in mutual funds	326.21	-	-	<b>326.21</b>
-Investments in Equity Instruments (Carried at cost)	-	-	-	-

The fair value of financial instruments traded in active markets is based on quoted market prices at the reporting date. A market is regarded as active if quoted prices are readily and regularly available from an exchange, dealer, broker, industry group, pricing service, or regulatory agency, and those prices represent actual and regularly occurring market transactions on an arm's length basis. The quoted market price used for financial assets held by the company is the current bid price. These instruments are included in Level 1. Instruments included in Level 1 comprise of investments in mutual funds.

The fair value of financial instruments that are not traded in an active market (for example over-the-counter derivatives) is determined by using valuation techniques. These valuation techniques maximise the use of observable market data where it is available and rely as little as possible on entity specific estimates. If all significant inputs required to fair value an instrument are observable, the instrument is included in Level 2. Instruments included in Level 2 comprise of derivative assets taken for hedging purpose.

If one or more of the significant inputs is not based on observable market data, the instrument is included in Level 3.



**RAJA BAHADUR INTERNATIONAL LIMITED**

**Notes forming part of the consolidated financial statements**

**(Rs. in Lakhs)**

**Note 22 - Revenue from Operations**

Particulars	For the period ended 31 March 2024	For the period ended 31 March 2023
(a) Sale of Properties/Flats (Residential)	-	316.72
(b) Sale of Products(Retail Shop)	20.45	21.83
(C) Sale of TDR	-	-
(d) Rental and Other related Revenue	2,102.26	1,519.19
(e) Sales Others	-	30.00
<b>Total</b>	<b>2,122.71</b>	<b>1,887.74</b>

**(1) Contract Balances**

- (a) Amounts received before the related performance obligation is satisfied are included in the balance sheet (Contract liability) as "Advances received from Customers" in note no. 20- Other Current Liabilities.
- (b) There were no significant changes in the composition of the contract liabilities during the reporting period other than on account of and revenue recognition.
- (c) Amounts previously recorded as contract liabilities increased due to further amount received during the year and decreased due to revenue recognised during the year on completion of the construction.
- (d) There are no contract assets outstanding at the end of the year.

**(2) Reconciliation of revenue recognised with the contracted price is as follows:**

Particulars	For the period ended 31 March 2024	For the period ended 31 March 2023
Contracted price	-	316.72
Adjustments on account of cash discounts or early payment	-	-
Revenue recognised as per Statement of Profit & Loss	-	316.72

**Note 23 - Other Income**

**(Rs. in Lakhs)**

Particulars	For the period ended 31 March 2024	For the period ended 31 March 2023
(a) Interest Income	112.60	40.59
(b) Dividend Income	0.08	0.05
(c) Other Non-operative Income	-	-
Rent Income	39.13	23.06
(d) Net Gain/loss on Financial Assets FVTPL	44.21	12.15
(e) Net Gain/loss on sale of Mutual fund	0.54	18.24
(f) Miscellaneous Income	5.18	0.05
(g) Loss on sale of Fixed Assets	-20.19	-
(h) Sundry balance written off	3.29	0.11
<b>Total</b>	<b>184.83</b>	<b>94.25</b>



**Note 24 - Cost of construction including cost of land and material /TDR consumed** (Rs. in Lakhs)

Particulars	For the period ended 31 March 2024	For the period ended 31 March 2023
Contract cost, labour and other charges	-	191.69
Other construction expenses	-	-
TDR consumed	-	-
<b>Total</b>	<b>-</b>	<b>191.69</b>

**Note 25 - Purchase stock in trade** (Rs. in Lakhs)

Particulars	For the period ended 31 March 2024	For the period ended 31 March 2023
Retail Purchase	12.06	14.51
Purchase Others	-	56.34
<b>Total</b>	<b>12.06</b>	<b>70.85</b>

**Note 26 - Change in Inventories** (Rs. in Lakhs)

Particulars	For the period ended 31 March 2024	For the period ended 31 March 2023
<b>Inventories at the beginning of the year</b>		
Finished goods	351.74	482.56
less: transfer to Raw material		
Work in progress		
Stock in trade	6.75	5.83
<b>Total (a)</b>	<b>358.50</b>	<b>488.39</b>
Finished goods	351.74	351.74
Work in progress		
Stock in trade	6.39	6.75
<b>Total (b)</b>	<b>358.14</b>	<b>358.50</b>
<b>Total (a) - (b)</b>	<b>0.36</b>	<b>129.90</b>

**Note 27 - Employee Benefits Expense** (Rs. in Lakhs)

Particulars	For the period ended 31 March 2024	For the period ended 31 March 2023
(a) Salaries and wages	207.40	205.76
(b) Contribution to provident and other funds	13.98	3.46
(c) Staff welfare expenses	25.48	52.19
<b>Total</b>	<b>246.85</b>	<b>261.40</b>



**Note 28 - Finance Cost** (Rs. in Lakhs)

Particulars	For the period ended 31 March 2024	For the period ended 31 March 2023
(a) Interest expense on borrowings	995.04	875.65
(b) Interest on statutory dues	-	0.01
(c) Other borrowing cost	14.48	56.23
<b>Total</b>	<b>1,009.51</b>	<b>931.88</b>

**Note 29 - Other Expenses** (Rs. in Lakhs)

Particulars	For the period ended 31 March 2024	For the period ended 31 March 2023
(a) Advertisement, Promotion & Selling Expenses	68.20	43.13
(b) Rent including lease rentals	42.00	40.25
(c) Repairs and maintenance	-	-
- Machinery	0.24	4.20
- Others	62.00	56.60
(d) Insurance	11.75	8.23
(e) Rates and Taxes	8.88	15.51
(f) Communication	5.83	4.73
(g) Travelling and Conveyance	78.79	40.81
(h) Printing & Stationery	4.40	3.85
(i) Membership Fees	12.15	7.04
(j) Legal and professional fees	92.74	127.49
(k) Payment to Auditors	10.00	10.50
(l) Water Charges	11.42	32.61
(m) Power and Fuel	130.48	282.91
(n) Miscellaneous Expenses	149.43	73.66
(o) Security Expenses	21.59	39.79
(p) Information & Technology Expense	3.15	-
<b>Total</b>	<b>713.07</b>	<b>791.30</b>

**Note 30 - Payment to Auditors** (Rs. in Lakhs)

Particulars	For the period ended 31 March 2024	For the period ended 31 March 2023
<b>a) Statutory Auditor</b>		
Audit	10.00	10.50
<b>Total</b>	<b>10.00</b>	<b>10.50</b>

Notes forming part of the consolidated financial statements

Note 31

Details of employee benefits as required by the Ind AS 19 " Employee Benefits" as given below :-

(a) Employee benefits expense include contribution towards defined contribution plans as follow :

(Rs. in Lakhs)

Particulars	For the Year ended 31 March 2024		For the Year ended 31 March 2023	
	Provident fund scheme	5.97		5.17
Less: Allocated to projects	3.90	2.07	1.65	3.52
State Insurance Scheme	0.47		0.47	
Less: Allocated to projects	0.11	0.37	0.38	0.09
<b>Total</b>		<b>2.44</b>		<b>3.61</b>

(b) Plan description : Gratuity and compensated absences plan

(i) Gratuity (Funded)

The Company makes annual contributions to the Gratuity Fund maintained by the trustees of the scheme, a funded defined benefit plan for qualifying employees. The scheme provides for lumpsum payment to vested employees at retirement, death while in employment or on termination of employment of an amount equivalent to 15 days salary payable for each completed year of service or part thereof in excess of 6 months. Vesting occurs only upon completion of 5 years of service, except in case of death or permanent disability. The present value of the defined benefit obligation and the related current service cost are measured using the projected unit credit method with actuarial valuation being carried out at balance sheet date by an independent actuary appointed by the Company.

(ii) Compensated absences (Non Funded)

The present value of the defined benefit obligation and the related current service cost are measured using the projected unit credit method with actuarial valuation being carried out at balance sheet date by an independent actuary appointed by the Company.

(c) Break down of plan assets : Gratuity

(Rs. in Lakhs)

Particulars			As on 31 March 2024	As on 31 March 2023
	Trustees of the Company ( Gratuity Fund )			1.76
<b>Total</b>	-	-	<b>1.76</b>	<b>1.76</b>



## Notes forming part of the consolidated financial statements

(d) Defined benefit plans - as per actuarial valuation carried out by an independent actuary as at respective balance sheet date				
(Rs. in Lakhs)				
Particulars	Gratuity (Funded)		Leave Encashment (Unfunded)	
	2023-2024	2022-2023	2023-2024	2022-2023
<b>I Change in defined benefit obligation</b>				
Liability at the beginning of the year	108.54	109.33	30.90	28.04
Interest cost	7.44	7.14	2.10	1.87
Current service cost	4.20	4.26	2.80	3.96
Liability transferred in / (out)	-	-	0.19	0.19
Benefits paid	(12.94)	(10.20)	(4.30)	(0.96)
Actuarial (gain)/loss on obligation	10.67	(2.00)	11.24	(2.21)
<b>Liability at the end of the year</b>	<b>117.91</b>	<b>108.54</b>	<b>42.93</b>	<b>30.90</b>
<b>II Change in plan assets</b>				
Fair value of plan assets at the beginning of the year	1.76	1.76	-	-
Adjustment to opening funds	-	-	-	-
Return on plan Assets Exl interest income	(0.13)	(0.12)	-	-
Interest Income	0.13	0.12	-	-
Contributions by employers	12.94	10.20	-	-
Mortality Charges & Taxes	-	-	-	-
Benefits paid	(12.94)	(10.20)	-	-
Actuarial gain/(loss) on plan assets	-	-	-	-
<b>Fair value of plan assets at the end of the year</b>	<b>1.76</b>	<b>1.76</b>	<b>-</b>	<b>-</b>
<b>Total actuarial (gain)/loss to be recognized</b>	<b>10.67</b>	<b>(2.00)</b>	<b>11.24</b>	<b>(2.21)</b>
<b>III Actual return on plan assets</b>				
Return on Plan Assets	(0.13)	(0.12)	-	-
Interest income	0.13	0.12	-	-
Actuarial gain/(loss) on plan assets	-	-	-	-
<b>Actual return on plan assets</b>	<b>-</b>	<b>-</b>	<b>-</b>	<b>-</b>
<b>IV Amount recognized in the balance sheet</b>				
Liability at the end of the year	117.91	108.54	42.93	30.90
Fair value of plan assets at the end of the year	1.76	1.76	-	-
<b>Amount recognized in the balance sheet</b>	<b>116.15</b>	<b>106.78</b>	<b>42.93</b>	<b>30.90</b>
<b>V Expenses recognized in the statement of profit and loss for the year</b>				
Current service cost	4.20	4.26	2.80	3.96
Past service cost	-	-	0.19	0.19
Adjustment to opening funds	-	-	-	-
Interest cost	7.31	7.02	2.10	1.87
Expected return on plan assets	-	-	-	-
Net actuarial (gain)/loss to be recognized	-	-	11.24	(2.21)
<b>Expenses recognized in statement of profit and loss</b>	<b>11.52</b>	<b>11.28</b>	<b>16.33</b>	<b>3.82</b>
<b>VI Expenses recognized in the statement of Other Comprehensive Income (OCI)</b>				
Actuarial (gain)/loss on obligation	10.67	(2.00)	-	-
Return on Plan Assets excluding net interest	0.13	0.12	-	-
Total Remeasurements costs/(Credits) for the year recognised in OCI	10.79	(1.88)	-	-
<b>VII Amount recognized in the balance sheet</b>				
Opening net liability	106.78	107.58	30.90	28.04
Expenses as above	11.52	11.28	16.33	3.82
Liability transferred in / (out)	-	-	-	-
OCI - Net	10.79	(1.88)	-	-
Contributions by employers/benefits paid/(Inclusive of Mortality charges and taxes)	(12.94)	(10.20)	(4.30)	(0.96)
<b>Amount recognized in the balance sheet</b>	<b>116.15</b>	<b>106.78</b>	<b>42.93</b>	<b>30.90</b>
<b>VIII Actuarial assumptions for the year</b>				
Discount factor	7.09%	7.29%	7.09%	7.29%
Expected Rate of return on plan assets				
Interest rate	7.09%	7.29%	7.09%	7.29%
Attrition rate	3.00%	3.00%	3.00%	3.00%
Rate of escalation in salary	4.00%	4.00%	4.00%	4.00%

(e) For the estimates of future salary increase, factors that are taken into account are inflation, seniority, promotion and other relevant factors.

(f) The major categories of plan assets as a percentage of total plan assets.

Particulars	% of total investments as at 31 March 2024	% of total investments as at 31 March 2023
Patterns of investments as per Rule 67 of the Income Tax Rules, 1962 or Life Insurance Corporation of India Gratuity Scheme Rule 101	100.00%	100.00%
<b>Total</b>	100%	100%

(g) Sensitivity Analysis - Gratuity

Sensitivity for significant actuarial assumptions is computed by varying one actuarial

Particulars		Gratuity (Funded)	Leave Encashment (Unfunded)
I	When Discount rate is decreased or increased by 100 basis point :		
	Decreased by 1%	121.69	43.95
	Increased by 1%	114.66	42.09
II	When Salary Escalation rate is decreased or increased by 100 basis point :		
	Decreased by 1%	115.95	42.08
	Increased by 1%	120.04	43.95

(h) Experience History

Particulars	As on 31 March 2024	As on 31 March 2023	As on 31 March 2022	As on 31 March 2021	As on 31 March 2020
Present value of obligation	117.91	108.54	109.33	106.48	104.00
Fair value of plan assets	1.76	1.76	1.76	1.76	1.76
Surplus / (Deficit) in the plan	(116.15)	(106.78)	(107.58)	(104.72)	(102.24)
Experience adjustment					
On plan liabilities - (gain)/loss					
On plan assets - (gain)/loss	(0.13)	(0.11)	(0.12)	(0.12)	(0.13)

Notes forming part of the consolidated financial statements

**Note 32**

**Financial Risk Management**

**Capital Management**

The company's capital management objective are

- to ensure company's ability to continue as a going concern
- to maximise the return the capability to stakeholders through the optimization of the debt and equity balance.

**Financial Risk Management Objectives**

In the course of its business, the Company is exposed primarily to fluctuations in interest rates, Liquidity and credit risk which may impact the fair value of its financial instruments. The Company assesses the unpredictability of the financial environment and seeks to mitigate potential adverse effects on the financial performance of the Company.

**Market Risk:** Market risk is the risk that the fair value or future cash flows of a financial instrument will fluctuate because of changes in market prices. Market risk comprises three types of risk: currency risk, interest rate risk and other price risk such as equity price risk and commodity price risk. The objective of market risk management is to manage and control market risk exposures within acceptable parameters, while optimising the return.

Future specific market movements cannot be normally predicted with reasonable accuracy.

**Currency Risk:** The Company does not have material foreign currency transactions. The company is not exposed to risk of change in foreign currency

**Interest Risk:** Interest rate risk is the risk that the fair value or future cash flows of a financial instrument will fluctuate because of changes in market interest rates. The company has been monitoring the same on timely basis to mitigate the risk due to interest rate changes.

**Other price Risk :**The Company is not exposed to equity price risks arising from equity investments. Equity investments are held for strategic rather than trading purposes. The Company does not actively trade these investments.

**Credit Risk Management**

Credit risk is the risk of financial loss arising from counterparty failure to repay or service debt according to the contractual terms or obligations. Credit risk encompasses of both, the direct risk of default and the risk of deterioration of creditworthiness as well as concentration of risks.

Financial instruments that are primarily subject to concentration of credit risk principally consist of receivables, investments, cash and cash equivalents and other financial assets. None of the financial instruments of the company result in material concentration of credit risk.

**Liquidity Risk**

Liquidity risk refers to the risk when the company cannot meet its financial obligations. The objective of the liquidity risk is to maintain sufficient liquidity and ensure that the funds are available for use as per requirements. The Company manages liquidity risk by maintaining adequate reserves, banking facilities and reserve borrowing facilities, by monitoring forecast and actual cash flows, and by matching the maturity profiles of financial assets and liabilities.

Financial Liabilities	Carrying amount	Due in one year	Due after one year	(Rs. in Lakhs)	
				Total contractual cash flows	
<b>a) Trade payables</b>					
- 31 March 2024	687.76	687.76	-		687.76
- 31 March 2023	1,155.03	1,155.03	-		1,155.03
<b>b) Borrowings</b>					
- 31 March 2024	15,255.07	1,962.78	13,292.29		15,255.07
- 31 March 2023	12,482.60	1,822.40	10,660.20		12,482.60
<b>c) Others</b>					
- 31 March 2024	669.94	194.11	475.84		669.94
- 31 March 2023	437.88	107.56	330.32		437.88

Notes forming part of the consolidated financial statements

Note 33

I. NAMES OF RELATED PARTIES AND DESCRIPTION OF RELATIONSHIP

A. Key Management Personnel

- 1 Shri S. N. Pittie
- 2 Shri S. K. Jhunjhunwala
- 3 Shri Akash joshi

B. Where KMP exercise significant influence

- 1 Mukundlal Bansilal & Sons Private Limited
- 2 UV International
- 3 Samudra Enterprises Private Limited

C. Relatives/Close Members of the family of key Management Personnel(with whom the Company had transactions)

- 1 Shri Umang S. Pittie
- 2 Shri Vaibhav S. Pittie
- 3 Smt. Malvika S. Pittie

II A Disclosure of transactions with related parties for the period ended 31 March 2024

(Rs. in Lakhs)

Particulars	Description of Relationship	2023-24	2022-23
Remuneration	Key Management Personnel	139.36	96.00
Salary	Key Management Personnel and their relatives	152.92	114.88
Unsecured Loan repaid to Directors/KMP	Key Management Personnel and their relatives	265.95	-
Unsecured Loan outstanding	Key Management Personnel and their relatives	-	265.95

B Disclosure in respect of transactions related parties during the year

(Rs. in Lakhs)

Sr. No	Transactions	2023-24	2022-23
	<b>Remuneration Paid</b>		
1	Shri S. N. Pittie	139.36	96.00
	<b>Total</b>	<b>139.36</b>	<b>96.00</b>
	<b>Salary</b>		
1	Shri S. K. Jhunjhunwala	50.40	42.56
2	Shri Umang S. Pittie	50.40	35.04
3	Shri Vaibhav S. Pittie	46.20	33.40
4	Shri Akash Joshi	5.92	3.88
	<b>Total</b>	<b>152.92</b>	<b>114.88</b>
	<b>Director Sitting Fees paid</b>		
1	Smt Malvika S. Pittie	-	0.75
	<b>Total</b>	<b>-</b>	<b>0.75</b>
	<b>Amount Paid</b>		
1	Samudra Enterprises Private Limited	143.35	245.36
2	UV International	63.23	58.08
3	Mukundlal Bansilal & Sons Private Limited	378.39	508.73
	<b>Total</b>	<b>584.97</b>	<b>812.17</b>
	<b>Amount Received</b>		
1	Samudra Enterprises Private Limited	59.00	129.12
2	UV International	1.00	-
	<b>Total</b>	<b>60.00</b>	<b>129.12</b>
	<b>Contractual Service received</b>		
1	UV International	59.79	58.69
	<b>Total</b>	<b>59.79</b>	<b>58.69</b>
	<b>Purchases</b>		
1	Mukundlal Bansilal & Sons Private Limited	81.52	795.16
2	Samudra Enterprises Private Limited	-	162.72
	<b>Total</b>	<b>81.52</b>	<b>957.87</b>
	<b>Sales</b>		
1	UV International	1.36	-
	<b>Total</b>	<b>1.36</b>	<b>-</b>
	<b>Unsecured Loan repaid to Directors/KMP</b>		
1	Shri S. N. Pittie	0.95	-
2	Shri M M Pittie	265.00	-
	<b>Total</b>	<b>265.95</b>	<b>-</b>
	<b>Unsecured Loan outstanding</b>		
1	Shri S. N. Pittie	-	0.95
2	Shri M M Pittie	-	265.00
	<b>Total</b>	<b>-</b>	<b>265.95</b>
	<b>Closing Balance</b>		
1	Mukundlal Bansilal & Sons Private Limited	208.60	505.45
2	U V International	5.70	9.51
3	Samudra Enterprises Private Limited	-	84.35
	<b>Total</b>	<b>214.30</b>	<b>599.31</b>



RAJA BAHADUR INTERNATIONAL LIMITED

Notes forming part of the consolidated financial statements

II. Compensation of Key Managerial Personnel

		(Rs. in Lakhs)	
Sr. No.	Particulars	2023-24	2022-23
a	Short Term Employee Benefits*	195.68	142.44
b	Post employment benefits*	-	-

The amounts disclosed in the table are the amounts recognised as an expense during the reporting period related to Key Managerial Personnel.

\*As the liabilities for the gratuity are provided on an actuarial basis, and calculated for the Company as a whole rather than each of the individual employees, the said liabilities pertaining specifically to KMP are not known and hence, not included in the above table.

Note 34 Lease

Operating Lease: (Company as a lessor)		For the period ended 31 March 2024	For the period ended 31 March 2023
a.	The Company has entered into commercial lease on land together with the structures/ sheds standing thereon. The lease is initially for a fixed period and renewable at the option of lessor / lessee for further period. On termination of lease or at the end of lease, the lessee hand over possession of the leased asset.  Future minimum lease rentals receivable under non-cancellable operating leases are as follows: Within one year of the balance sheet date After one year but not more than five years More than five years	   2,282.58 7,379.56 16.65	   2,964.99 12,903.38 463.74
b.	Lease payments recognised in the statement of profit and loss for the period	1,734.44	1,519.19

Note 35 Earnings Per Share

Particulars	Year Ended Mar-24	Year Ended Mar-23
a. There is no potential equity shares and hence the basic and diluted EPS are same.		
b. The calculation of the Basic and Diluted EPS is based on the following data:		
Net Profit for the year after tax	115.91	(444.95)
Weighted average number of equity shares outstanding during the year	2.50	2.50
Basic and Diluted EPS for equity share (Face value of Rs 100 each)	46.37	(177.98)

As per our report of even date

For and on behalf of the Board of Directors of  
RAJA BAHADUR INTERNATIONAL LIMITED

For Jain P.C. & Associates

Chartered Accountants  
Firm Registration No. 126313W

S.N. PITTIE  
Managing Director  
DIN: 00562400

N.C. MIRANI  
Director  
DIN: 00045197

MOHAN V. TANKSALE  
Director  
DIN: 02971181

SANDEEP GOKHALE  
Director  
DIN: 00693885

RANJANA KAUL  
Director  
DIN: 07122917

Place: Mumbai  
Date: 28th May 2024

S.K. JHUNJHUNWALA  
Chief Financial Officer  
AKASH JOSHI  
Company Secretary